



राष्ट्रीय परीक्षा एजेंसी  
National Testing Agency  
Excellence in Assessment

# NATIONAL ELIGIBILITY CUM ENTRANCE TEST (UG)

## NEET (UG) – 2022



## INFORMATION BULLETIN

For Admission To Undergraduate Medical Courses

## NATIONAL TESTING AGENCY

### *Vision*

The right candidates joining best institutions will give India her demographic dividend.

### *Mission*

To improve equity and quality in education by administering research based valid, reliable, efficient, transparent, fair and international level assessments. The best subject matter experts, psychometricians and IT delivery and security professionals will ensure that the current gaps in existing assessment systems are properly identified and bridged.

### *Core Values*

NTA will create a system which will promote teaching (by teachers), learning (by students) and assessment (by parents and institutions). NTA strongly believes in quality, efficiency, effectiveness, equity and security of assessments. To practice these values, NTA will constantly engage with its stakeholders, viz. students, parents, teachers, experts and partner institutions.

" The information contained in the document is for the public. All rights are reserved. No modifications and changes are permitted in the document.

Although all efforts have been made to prepare a copy that contains the complete information in the information Bulletin published in English, only the information in the English copy will be valid in relation to any type of error. "

## LIST OF ABBREVIATIONS

<b>AACCC</b>	<i>AYUSH Admission Central Counselling Committee</i>
<b>AFMC</b>	<i>Armed Forces Medical College</i>
<b>AIIMS</b>	<i>All India Institute of Medical Sciences</i>
<b>AMU</b>	<i>Aligarh Muslim University</i>
<b>BAMS</b>	<i>Bachelor of Ayurvedic Medicine &amp; Surgery</i>
<b>BDS</b>	<i>Bachelor of Dental Surgery</i>
<b>BHMS</b>	<i>Bachelor of Homeopathic Medicine &amp; Surgery</i>
<b>BHU</b>	<i>Banaras Hindu University</i>
<b>BoGCCH</b>	<i>Board of Governors of Central Council of Homeopathy</i>
<b>BSMS</b>	<i>Bachelor of Siddha Medicine &amp; Surgery</i>
<b>BUMS</b>	<i>Bachelor of Unani Medicine &amp; Surgery</i>
<b>CCIM</b>	<i>Central Council of Indian Medicine</i>
<b>DCI</b>	<i>Dental Council of India</i>
<b>DGHS</b>	<i>Directorate General of Health Services</i>
<b>DU</b>	<i>Delhi University</i>
<b>ESIC</b>	<i>Employees' State Insurance Corporation</i>
<b>EWS</b>	<i>Economically Weaker Section</i>
<b>GGSIU</b>	<i>Guru Gobind Singh Indraprastha University</i>
<b>INI</b>	<i>Institute of National Importance</i>
<b>JIPMER</b>	<i>Jawaharlal Nehru Institute of Medical Education &amp; Research</i>
<b>MBBS</b>	<i>Bachelor of Medicine and Bachelor of Surgery</i>
<b>MCC</b>	<i>Medical Counselling Committee</i>
<b>MCI</b>	<i>Medical Council of India</i>
<b>MoH&amp;FW</b>	<i>Ministry of Health and Family Welfare</i>
<b>MoA</b>	<i>Ministry of Ayush</i>
<b>NCISM</b>	<i>National Commission for Indian System of Medicine</i>
<b>NCH</b>	<i>National Commission for Homoeopathy</i>
<b>NEET (UG)</b>	<i>National Eligibility Cum Entrance Test for admission to Undergraduate Course</i>
<b>NMC</b>	<i>National Medical Commission</i>
<b>OBC-NCL</b>	<i>Other Backward Classes-Non Creamy Layer</i>
<b>PwBD</b>	<i>Persons with Benchmark Disabilities</i>
<b>RPwD</b>	<i>The Rights of Persons with Disabilities Act, 2016</i>
<b>SC</b>	<i>Scheduled Castes</i>
<b>ST</b>	<i>Scheduled Tribes</i>
<b>UoI</b>	<i>Union of India</i>
<b>UT</b>	<i>Union Territory</i>

**INDEX**

<b>Chapter 1: Introduction</b> .....	<b>10</b>
1.1 About National Testing Agency (NTA).....	10
<b>Chapter 2: National Eligibility-Cum-Entrance Test NEET(UG) – 2022</b> .....	<b>11</b>
2.1 About NEET (UG).....	11
2.2 NEET (UG) – 2022 and Role of NTA .....	11
2.3 Disclaimer .....	11
2.4 Related Ministries / Departments / Bodies / Regulations / Websites .....	12
3.1 Syllabus of the Test.....	14
3.2 Pattern of the Test.....	14
3.3 Mode of Examination.....	15
3.4 Duration of Test.....	15
3.5 Medium of the Question Papers: .....	15
<b>Chapter 4: Cities for NEET (UG) – 2022</b> .....	<b>17</b>
4.1 Cities for Exam Centres for NEET (UG) - 2022 Examination .....	17
<b>Chapter 5: Eligibility and Qualifications for MBBS and BDS Course</b> .....	<b>18</b>
5.1 Eligibility to appear in NEET (UG) – 2022.....	18
5.2 Criteria for NRI / OCI / Foreign Nationals.....	18
5.3 Participation of UT of J&K Ladakh in All India Quota .....	19
5.4 Qualifications and Qualifying Examination Codes.....	19
<b>Chapter 6: Counselling and Reservation for Admission to MBBS and BDS Course</b> ....	<b>23</b>
6.1 Admission Procedure .....	23
6.2 Reservation Policy for Admission to MBBS and BDS Course.....	25
6.3 Provisions relating to Persons with Disability (PwD).....	27
6.4 Facilities for PwD candidates to appear in the exam .....	27
6.5 Services of a Scribe.....	27
6.6 Reservation in Central Institutes / Universities .....	28
6.7 Guidelines for PwD Candidates .....	29
6.8 Instructions for Counselling by the MCC for MBBS and BDS Admission .....	30
<b>Chapter 7: General Instructions and Submission of Application Form/Payment of Fee</b>	<b>32</b>
7.1 General Instructions .....	32
7.2 Readiness for filling up Application Form.....	33
<b>Chapter 8:Particulars to be filled in the Online Application Form</b> .....	<b>39</b>
<b>Chapter 9:Admit Card</b> .....	<b>42</b>
<b>Chapter 10:Barred Items and Dress Code</b> .....	<b>43</b>
10.1 Barred Items.....	43
<b>Chapter 11: Information for Parents/Guardians</b> .....	<b>44</b>
<b>Chapter 12:Instructions to be followed in the Examination Hall</b> .....	<b>45</b>
<b>Chapter 13:Unfairmeans Practices and Breach of Examination Rules</b> .....	<b>47</b>
13.1 Definition .....	47
13.2 Punishment for using Unfairmeans practices.....	48
13.3 Cancellation of Result .....	48
<b>Chapter 14: Post Examination Activities and Declaration of Result</b> .....	<b>49</b>
14.1 Display of OMR sheets and responses on the website and challenging the grading of questions on OMR .....	49
14.2 Display of Answer Key for the challenge .....	49
<b>Chapter 15:Merit List and Qualifying Criteria</b> .....	<b>51</b>
15.1 Qualifying Criteria .....	51
<b>Chapter 16:Eligibility Criteria/Quota of Seats/Reservation/Result Criteria/ Counselling for Admission to BAMS/BSMS/BUMS/BHMS Courses</b> .....	<b>54</b>
16.1 Admission to all seats of BAMS, BSMS, BUMS, and BHMS Courses through NEET (UG) – 2022* .....	54
<b>Chapter 17:Miscellaneous Provisions</b> .....	<b>57</b>
17.1 Caution Notice .....	57
17.2 Non-Disclosure Agreement (NDA) .....	57
17.4 Common Services Centres/Facilitation Centres.....	58

17.5 Weeding out Rules .....	58
17.6 Legal Jurisdiction .....	58
<b>Appendix-I .....</b>	<b>59</b>
The National Medical Commission Act (2019).....	59
<b>Appendix II .....</b>	<b>60</b>
Self-Declaration Proforma for Candidates belonging to UT of J&K .....	60
<b>Appendix III.....</b>	<b>61</b>
State Medical Education Directorates & Offices where Counselling related information is available .....	61
<b>Appendix-IV.....</b>	<b>64</b>
Core Syllabus .....	64
<b>Appendix –V.....</b>	<b>77</b>
Details of Medical/Dental/Ayurveda/Siddha/Unani/Homeopathy Colleges .....	77
<b>Appendix-VI.....</b>	<b>78</b>
State/Union Territory Wise List of Examination Cities for National Eligibility Cum Entrance Test (UG) – 2022 .....	78
<b>Appendix –VII.....</b>	<b>91</b>
Graduate Medical Education Regulations .....	91
<b>Appendix-VIII.....</b>	<b>94</b>
List of Centres for Disability Certificates.....	94
<b>Appendix-IXA: EWS Certificate .....</b>	<b>96</b>
<b>Government of .....</b>	<b>96</b>
Income and Asset Certificate to be produced by Economically Weaker Sections .....	96
<b>Appendix – IXB: Declaration by the Candidate in lieu of Gen-Ews Certificate .....</b>	<b>97</b>
<b>Appendix –XA: OBC-NCL Certificate Format .....</b>	<b>98</b>
<b>Appendix – XB: Declaration by the Candidate in lieu of OBC-NCL Certificate .....</b>	<b>100</b>
<b>Appendix –XI: SC/ST Certificate Format .....</b>	<b>101</b>
<b>Appendix –XII: Form-PwD (II) Disability Certificate .....</b>	<b>102</b>
<b>Appendix –XIII: Form-PwD (III) Disability Certificate.....</b>	<b>103</b>
(In cases of multiple disabilities).....	103
(NAME AND ADDRESS OF THE MEDICAL AUTHORITY ISSUING THE CERTIFICATE) .....	103
<b>Appendix –XIV: Form-PwD (IV) Disability Certificate.....</b>	<b>105</b>
(In cases other than those mentioned in Forms II and III).....	105
(NAME AND ADDRESS OF THE MEDICAL AUTHORITY ISSUING THE CERTIFICATE) .....	105
<b>Appendix –XV: Form-DYSLEXIC-1- Format of Medical Certificate/Report to be produced by Dyslexic Candidate .....</b>	<b>107</b>
<b>Appendix –XVI: FORM-DYSLEXIC-2*-Certificate to be produced by Dyslexic Candidate from the Principal of the School/College last attended .....</b>	<b>108</b>
<b>Appendix -XVII : List of Codes of Class 12 Education Boards.....</b>	<b>109</b>
<b>Appendix –XVIII: List of Code of Occupation, Qualification &amp; Income (For Father’s/ Guardian’s/ Mother’s) of NEET (UG) – 2022 .....</b>	<b>110</b>
<b>Appendix – XIX: Affidavit for Single Girl Child.....</b>	<b>111</b>
<b>Appendix – XX: Self-Declaration by Minority Community Candidate for support from Government Scheme.....</b>	<b>112</b>
<b>Appendix-XXI A: Embassy Certificate of Foreign Candidate (For NRI Candidates) ..</b>	<b>113</b>
<b>Appendix-XXI B: *Documentary Proof of Citizenship .....</b>	<b>114</b>
(For Foreign and OCI Candidates) .....	114
<b>Appendix-XXII: Procedure for Online Payment of Fee and Helpline for Payment Related Queries .....</b>	<b>115</b>
<b>Appendix-XXIII: Sample of images to upload in Online Application Form.....</b>	<b>118</b>
<b>Appendix-XXIV: Replica of Application Form .....</b>	<b>120</b>
<b>Important Points to Note.....</b>	<b>133</b>

**Please follow the following Instructions carefully before filling the Online Application Form :**

- 1. No correction facility will be given at any stage after the Registration.**
- 2. Be extremely careful in filling in the Application Form. You can edit/modify any information before submitting each Section. Check again before pressing the 'SUBMIT' button.**
- 3. Read instructions carefully about photographs, signature, Left and Right hands Fingers and Thumb impressions, and all certificates before uploading.**
- 4. Mobile Number and 'Email ID' need to be verified through OTP. Please understand that this is a very important step.**
- 5. Please download the 'Sandes' App on your registered Mobile Phone.**
- 6. Choose Question Paper 'Medium' carefully as it cannot be changed at a later stage.**

## IMPORTANT INFORMATION AND DATES AT A GLANCE

(Please refer to Information Bulletin for details)

### Important Dates and Fee Detail:

<b>Online Submission of Application Form</b>		<b>06 April 2022 to 06 May 2022</b> (up to 11:50 PM)	
<b>Last date of successful transaction of fee through Credit/Debit Card/Net-Banking/UPI / Paytm</b>		<b>07 May 2022</b> (up to 11:50 PM)	
<b>Correction in Particulars</b>		To be intimated later on the website	
<b>Fee Payable by Candidate</b>	<b>Category of Candidate</b>	<b>In India (Fee in ₹)</b>	<b>Outside India (Fee in ₹)</b>
	<b>General</b>	<b>₹ 1600/-</b>	<b>₹ 8500/-</b>
	<b>General-EWS/ OBC-NCL*</b>	<b>₹ 1500/-</b>	
	<b>SC/ST/PwBD/Third Gender</b>	<b>₹ 900/-</b>	
<b>Processing charges &amp; Goods and Services Tax (GST) are to be paid by the candidate, as applicable</b>			
<b>Announcement of the City of Examination</b>		To be intimated later on the website	
<b>Downloading of Admit Cards from the NTA website</b>		To be intimated later on the website	
<b>Date of Examination</b>		<b>17 July 2022 (Sunday)</b>	
<b>Duration of Examination</b>		<b>200 minutes (03 hours 20 Minutes)</b>	
<b>Timing of Examination</b>		<b>02:00 PM to 05:20 PM (IST)</b>	
<b>Centre, Date, and Shift of NEET (UG) - 2022 Examination</b>		As indicated on Admit Card	
<b>Display of Recorded Responses and Answer Keys</b>		To be announced later on the website	
<b>Website(s)</b>		<a href="http://www.nta.ac.in">www.nta.ac.in</a> , <a href="https://neet.nta.nic.in/">https://neet.nta.nic.in/</a>	
<b>Declaration of Result on NTA website</b>		To be announced later on the website	

*OBC-NCL (Other Backward Classes)-NCL (Non-Creamy Layer) as per the Central List of Other Backward Classes available on the National Commission for Backward Classes. The candidates falling in this list (available on <http://www.ncbc.nic.in/>) may mention OBC-NCL in the Category Column. **State-listed OBC-NCL Candidates who are not in OBC-NCL (Central List) must choose General.***

1. Candidates can apply for NEET (UG) - 2022 through the “Online” mode only through the website <https://neet.nta.nic.in/>.
2. Submission of the Online Application Form may be done by accessing the NTA website <https://neet.nta.nic.in/>. **The Application Form in any other mode will not be accepted.**
3. **Only one application is to be submitted by a candidate.**
4. Candidates must strictly follow the instructions given in the Information Bulletin and on the NTA website. Candidates not complying with the instructions shall be summarily disqualified.
5. Candidates must ensure that the e-mail address and Mobile Number provided **in the Online Application Form are their own or Parents/Guardians only** as all information/communication will be sent by NTA through e-mail on the **registered e-mail address or SMS on the registered Mobile Number only.**
6. **Instructions for filling Online Application Form:**
  - ❖ Download Information Bulletin and Replica of Application Form. Read these carefully to ensure your eligibility.

**Follow the steps given below to Apply Online:**

**Step 1: Registration Form:**

Register for the Online Application Form and note down the system-generated Application Number. The candidate should provide the required details while filling the Online Application Form. The candidate must also create a PASSWORD and choose Security Question and enter an Answer. After successful submission of the personal details, an Application number will be generated and it will be used to complete the remaining Steps of the Application Form and will also be required for all future reference/correspondence. For subsequent logins, the candidate will be able to login directly with the system-generated **Application Number** and **Password** created.

**Step 2: Application Form:**

The Candidates can log in with the system-generated Application Number and pre-created Password for completing the Application Form including filling up personal details, choosing the Question Paper medium and Examination Cities, providing the details of Educational Qualifications, and uploading the images and documents (if any).

**Upload Scanned Images of Candidate's recent Passport size Photograph, Postcard size Photograph, Signature, Left and Right hand Fingers and Thumb impression, Category Certificate (if applicable), Citizenship Certificate (if applicable), and PwD Certificate (wherever applicable):**

- i. **The recent photograph should be either in colour or black and white with 80% face (without mask) visible including ears against a white background.**
- ii. Scanned photographs, signature, and Left and Right hand Fingers and Thumb impressions should be in JPG format (clearly legible).
- iii. Scanned Category Certificate (if applicable), Citizenship Certificate (if applicable), and PwD Certificate (wherever applicable) should be in pdf format (clearly legible).
- iv. The size of the scanned passport photograph should be between **10 kb to 200 kb** (clearly legible).
- v. The size of the scanned Postcard photograph (4"x6") should be between **10 kb - 200 kb** (clearly legible).
- vi. The size of the scanned signature should be between **4 kb to 30 kb** (clearly legible)
- vii. The size of scanned and Left and Right hand Fingers and Thumb impressions as per the Template provided (Appendix-XXIV) should be between **10 kb to 200 kb**.
- viii. The size of the scanned copy of the Category certificate (SC/ST/OBC/EWS etc.) should be in pdf between **50kb to 300kb** (clearly legible).
- ix. The size of the scanned copy of the PwD certificate should be between **50 kb to 300 kb** (clearly legible)
- x. The size of the scanned copy of Class 10 pass certificate should be between **50 kb to 300 kb** (clearly legible).
- xi. The size of the scanned copy of the Citizenship certificate/Embassy certificate or any Documentary proof of Citizenship certificate should be between **50 kb to 300 kb** (clearly legible).

*Please check your photographs and signature before submission of the Application Form. In case the photograph or signature is blurred or not visible to identify the identity of the candidate then, the application will be rejected.*



[**Note:** The Candidate has to upload only his/her own photograph, signature, Left and Right hand Fingers and Thumb impression, and certificate(s) as mentioned above (and not of anybody else) in a correct/proper manner. In case, it is found at any time in the future that the Candidate has used/uploaded the photographs, Left and Right hand Fingers and Thumb impression, signature, and certificate(s) of someone else in his/her Application Form/Admit Card, or **he/she has tampered his/her Admit Card/Result/ScoreCard, these acts of the candidate shall be treated as Unfair Means (UFM) Practices** and he/she shall be proceeded with the actions as contemplated under the provisions of the Information Bulletin relating to Unfair Means Practices.]

### Step 3: Fee Payment:

After completing Step 1 and Step 2, the candidates have to pay the requisite examination fee. The fee can be submitted online only through Net Banking, Credit Card, Debit Card, UPI, or Paytm Services. Processing charges and GST as applicable are chargeable to the candidate (in addition to the examination fee) by the concerned Bank/Payment Gateway Integrator.

The Confirmation Page of the online Application Form will be generated only after successful payment by the Candidate. In case the Confirmation Page is not generated after payment of fee, then the candidate may have to approach the concerned Bank/Payment Gateway (in the helpline number and e-mail given in the Information Bulletin) for ensuring the successful payment or for obtaining the refund of duplicate/multiple payments].

- ❖ Download, save and print a copy of the Confirmation Page of the Application Form (which would be downloadable only after successful remittance of fee) for future reference.
  - ❖ All **3 Steps** can be done together or at separate timings. The submission of the Application of a candidate could be considered successful and his/her candidature would be confirmed only on the successful transaction/receipt of the prescribed application fee from him/her.
7. Candidates shall ensure that the information entered by them in their online Application Form is correct.
  8. ***All candidates must ensure that they have provided the correct e-mail address and mobile number. When Candidates register, they have to enter the OTP received at their registered Mobile Number, and before submitting the fees, they have to enter the OTP received at their registered e-mail address.***
  9. ***A copy of the Confirmation Page, Scanned OMR, and Score Card of NEET (UG) – 2022 will be sent to the registered e-mail address of the Candidates.***
  10. Information provided by the candidates in their respective online Application Forms, like, as the name of the candidate, contact details, address details, category, PwD status, educational qualification details, date of birth, choice of exam cities, etc. will be treated as final. **Any request for change in such particulars will not be considered by NTA under any circumstances.**
  11. ***NTA does not edit/modify/alter any information entered by the candidates after completion of the application process under any circumstances. Any request for change in information thereafter will not be entertained. Therefore, candidates are advised to exercise utmost caution before filling up the correct details in the Application Form.***

12. *NTA disclaims any liability that may arise to a candidate(s) due to incorrect information provided by him/her in his/her online Application Form.*
13. **Candidates must ensure that their email address and mobile number to be registered in their online Application Form are their own, as relevant/important information/communication will be sent by NTA through e-mail on the registered mail address and/or through SMS on the registered mobile number only.** NTA shall not be responsible for any non-communication/miscommunication with a candidate in the email address or mobile number given by him/her other than his/her own.
14. *Candidates are also requested to **download and install the ‘SANDES’ application as a secondary channel to receive time-to-time notifications from NTA***

**‘SANDES’ APP** can be downloaded and installed on registered Mobile Device as follow:

- Visit the Google Play Store on your Mobile Device.
- Search for the **“Sandes App”** in the search bar.
- It then displays the app in the play store.
- Click on Install, and then the app gets downloaded to your mobile.
- Now, mobile users can enjoy the services of the Sandes Mobile App.

*Candidates are advised to visit the NTA Website and check their e-mails regularly for the latest updates.*

15. Candidates shall appear at their own cost at the Examination Centre on the date, shift, and time indicated on their Admit Cards issued by the NTA in due course through its Website.

**Note:**

- The final submission of the Online Application Form will remain incomplete if **Step 3** is not complete. Such forms will stand rejected and no correspondence on this account will be entertained.*
- The entire application process for **NEET (UG) - 2022** is online, including uploading of scanned images/documents, payment of fees, and printing of the Confirmation Page, Admit Card, etc. **Therefore, candidates are not required to send/submit any document(s) including Confirmation Page to NTA through Post/ Fax/WhatsApp/Email/by Hand.***
- NTA is facilitating all candidates with an additional platform of **UMANG and DigiLocker** to download their documents like Confirmation Page, Admit Card, Score Cards, etc. **Instruction will be provided in subsequent phases. Candidates are advised to visit the NTA Website and check their e-mails regularly for the latest updates.***
- Usage of Data and Information: NTA/Government of India can use the data provided by the End Users (test taker in this case) for internal purpose(s) including training, research and development, analysis, and other permissible purposes (s). However, this information is not for use by any third party or private agency for any other use.*
- Candidates are advised to fill only one Application Form and to take utmost care while filling out their particulars like their mobile number and e-mail address. Candidates are also advised to use the mobile number and email address that are accessible to them such as their parent/guardian.*

16. **Any request to change the Question Paper Medium, Examination Centre, Date, and Time provided on the Admit Card shall not be considered under any circumstances.**
17. Candidates are advised to take 6-8 Passport size and 4-6 Post Card size (4” X6”) coloured photographs with white background. The photographs are to be used for uploading an Online

Application Form, for examination, and also for Counselling/Admission. This is to ensure that the same photograph is used for all documents and all purposes related to NEET (UG) - 2022.

18. All Candidates appearing in NEET (UG) - 2022 must regularly check updates on the website of NTA (<https://neet.nta.nic.in/>); MoH&FW (<https://www.mohfw.gov.in/>); AYUSH Ministry ([www.ayush.gov.in](http://www.ayush.gov.in)); DGHS ([https://dghs.gov.in/content/1344\\_1\\_MedicalEducation.aspx](https://dghs.gov.in/content/1344_1_MedicalEducation.aspx)); Medical Counselling Committee (<https://mcc.nic.in/UGCounselling/>); (Admission Central Counselling Committee of Ministry of AYUSH) <https://aacc.gov.in/aaccug/home/homepage> and other concerned Authorities of participating States/Universities/Institutions, till the conclusion of the final round of Counselling.
19. The information about the State of the respective candidate is only for the purpose of information and it does not mean that the candidate belongs to the domicile of that particular state as it needs to be reaffirmed from the DME of the respective states.

**Note:**

1. All Candidates shall ensure that the information (like his/her name, mother's name, father's name, gender, date of birth, category, PwD status, mobile number, e-mail address, photographs, Left and Right hand Fingers and Thumb impression, and signature, choice of cities for exam Centre, etc.) provided by them in their online Application Form is correct and their own. **Candidates are advised to exercise the utmost care in filling up correct details in the Online Application Form. Any request for change in the particulars and uploaded scanned images at any stage will not be considered by NTA under any circumstances. NTA will not entertain the corrections sent by the candidate through Post/Fax/WhatsApp/E-mail/by Hand.**
2. In case it is found at any time in the future that the Candidate has used/uploaded the photograph, signature, and certificate(s) of someone else in his/ her Application Form/Admit Card or he/she has tampered with his/her Admit Card/result, it would be treated as Unfair Means (UFM) Practices on his/her part and the actions will be taken under the provisions of Unfair Means Practices, as detailed in the Information Bulletin.
3. **Candidates are NOT allowed to carry Instruments, Geometry or Pencil box, Handbag, Purse, any kind of Paper/ Stationery/ Textual material (printed or written material), Eatables and Water (loose or packed), Mobile Phone/ Earphone/ Microphone/ Pager, Calculator, DocuPen, Slide Rules, Log Tables, Camera, Tape Recorder, Electronic Watches with facilities of calculator, any metallic item or electronic gadgets/ devices in the Examination Hall/Room.**
4. *Candidates are requested to retain a copy of the Confirmation Page, Admit Card, and Score Card of the NEET (UG) – 2022 as the same will not be available after 30 September 2022.*

*Choice of exam cities displayed to the candidates will be based on the permanent and correspondence addresses filled during Online Application Form of NEET (UG) - 2022.*

## Chapter 1: Introduction

### 1.1 About National Testing Agency (NTA)

The Ministry of Education (MoE), Government of India (GoI) has established the National Testing Agency (NTA) as an independent, autonomous, and self-sustained premier testing organization under the Societies Registration Act (1860) for conducting efficient, transparent, and international standardized tests in order to assess the competency of candidates for admission to premier higher education institutions with a mission to improve equity and quality in education by developing and administering research-based valid, reliable, efficient, transparent, fair and international level assessments.

NTA has created a system that is promoting teaching (by teachers), learning (by students), and assessment (by parents and institutions). NTA strongly believes in the quality, efficiency, effectiveness, equity, and security of assessments. To practice these values, NTA is constantly engaging with its stakeholders, viz. students, parents, teachers, experts, and partner institutions.

**The objectives of NTA, *inter alia*, include:**

1. To conduct efficient, transparent, and international standardized tests in order to assess the competency of candidates for admission.
2. To undertake research on educational, professional, and testing systems to identify gaps in the knowledge systems and take steps for bridging them.
3. To produce and disseminate information and research on education and professional development standards.

**The National Eligibility-cum-Entrance Test (NEET-UG) is being conducted by NTA since 2019 for admission to the undergraduate medical education, with the approval of the Ministry of Health & Family Welfare (vide O.M. no. V.11025/14/216-MEP dated 6<sup>th</sup> December 2017) and MHRD (vide Order No 35-5/2017-TS.I dated 24<sup>th</sup> September 2018).**



**Candidates at the NEET Examination Centre**

## Chapter 2: National Eligibility-Cum-Entrance Test NEET(UG) – 2022

### 2.1 About NEET (UG)

- 2.1.1 The NEET (UG) is being conducted by the National Testing Agency (NTA) since 2019 with the approval of the Ministry of Health and Family Welfare and the Ministry of Human Resource Development (which is now known as the Ministry of Education), in pursuance of the direction of the Hon'ble Supreme Court of India vide Judgement dated 22.11. 2018 in C.A. No. 11230 of 2018 in the matter of CBSE Vs. T.K. Rangarajan & Ors. (Para 22).
- 2.1.2 *As per Section 14 of The National Medical Commission Act, 2019 (Appendix-I), which has come into force on 24th September 2020, NEET (UG) has to be conducted as a common and uniform National Eligibility-cum-Entrance Test (NEET) for admission to the undergraduate medical education in all medical institutions, including those governed under any other law in force.*
- 2.1.3 *The Constitutional validity of this Act has been upheld by the Hon'ble Apex Court vide its Judgement dated 29 April 2020 in the matter of Christian Medical College Vellore Association vs. UOI & Ors., while disposing of the transferred Case (Civil) No. 98 of 2021 & connected Transferred Cases, Writ Petitions & SLP.*
- 2.1.4 NEET (UG) has been a qualifying entrance exam since 2020 for admission to the MBBS/BDS courses in AIIMS and JIPMER (although such Medical Institutions are governed under separate Statutes), as per the proviso under Section 14 (1) of the NMC Act (2019).
- 2.1.5 The norms/procedure/timelines followed in conducting NEET (UG) are as provided under Section 10 D of the *Indian Medical Council Act* and the relevant Regulations on Graduate Medical Education as notified under Section 33 of the said Act from time to time and as per Section 14 of the NMC Act (2019) since 2020.2.1.6 Similar provisions for admission to the BDS course are contained under the Dentists Act, 1948 and Regulations made thereunder.

### 2.2 NEET (UG) – 2022 and Role of NTA

- 2.2.1. The NEET (UG) - 2022 is going to be conducted by NTA as per the Schedule given in the Information at a Glance for admission to MBBS, BDS, BAMS, BSMS, BUMS, and BHMS Courses as per the relevant norms/guidelines/regulations notified by the concerned Regulatory Bodies.
- 2.2.2. The official website of the NTA for **NEET (UG) - 2022** is <https://neet.nta.nic.in/> All the test-related information, as amended from time to time (if any), will be available on this website only. Candidates must regularly visit this website for the latest updates.

### 2.3 Disclaimer

- 2.3.1. The responsibility of NTA is limited to inviting online applications, the conduct of the entrance test, declaration of the result, and providing **All India Rank (AIR)** to the *Directorate General of Health Services, Ministry of Health and Family Welfare, Government of India.*

- 2.3.2. The information contained in this Information Bulletin relating to the pattern of exam, syllabus, eligibility criteria for appearing in NEET (UG), the quota of seats, reservation, PWBD, admission norms /procedure pertaining to the concerned courses are as per the norms set out by the respective Regulatory Bodies.
- 2.3.3. The Result and All India Rank of NEET (UG) will be prepared/notified by NTA as per the norms/criteria fixed by the NMC/DGHS (for MBBS/BDS) and by CCIM (for BAMS/BSMS/ BUMS) and by CCH (for BHMS).
- 2.3.4. Hence, in case of any doubt/ dispute, the Information in respect of the above-mentioned subject matters, as provided in the respective regulations/notifications of the concerned Regulatory Bodies, shall be considered authentic and final.
- 2.3.5. Notwithstanding anything contained in the Information Bulletin, the decision of *NTA/MoH&FW/NMC/MCI/DGHS/DCI/MoA/CCIM/BoGCCH* shall be final and binding.
- 2.3.6. All disputes pertaining to the conduct of examination and allotment of seats shall fall within the jurisdiction of Delhi only.

**Note:**

- (i) Undergraduate Medical Courses refer to MBBS/BDS/Dental/BAMS/BSMS/BUMS/BHMS Courses.
- (ii) Candidates are also advised to regularly visit the websites of the respective institutions/State Governments for the latest updates.

2.4 **Related Ministries / Departments / Bodies / Regulations / Websites**

S. No.	MINISTRY	BODIES	Regulations	WEBSITE	PURPOSE
1.	Ministry of Health & Family Welfare of Central Government ( <a href="http://www.mohfw.gov.in">www.mohfw.gov.in</a> ) & Department of Medical Education of State Governments / UTs	NMC	Graduate Medical Education Regulations (1997), as amended from time to time ( <a href="https://www.nmc.org.in/rules-regulations/graduate-medical-education-regulations-1997">https://www.nmc.org.in/rules-regulations/graduate-medical-education-regulations-1997</a> ) ( <a href="https://www.nmc.org.in/e-gazette/e-gazette-nmc">https://www.nmc.org.in/e-gazette/e-gazette-nmc</a> )	<a href="http://www.nmc.org.in">www.nmc.org.in</a>	For information relating to the Regulations on Graduate Medical Education (MBBS and NEET).
		DCI	BDS COURSE REGULATIONS (2007), as amended from time to time.	<a href="http://www.dciindia.gov.in">www.dciindia.gov.in</a>	For information relating to BDS Course and Regulations for admission to BDS.
		DGHS	Directorate General of Health Services	<a href="http://www.dghs.gov.in">www.dghs.gov.in</a>	For information relating to quota, admission, and counselling-related policy matters.
		MCC of DGHS	Counselling Scheme for NEET (UG)	<a href="https://mcc.nic.in/UGCounselling/">https://mcc.nic.in/UGCounselling/</a>	For information relating to counselling dates/procedures etc.

## Information Bulletin: NEET (UG) - 2022

S. No.	MINISTRY	BODIES	Regulations	WEBSITE	PURPOSE
		Counselling Authority of respective State Governments / UTs	Guidelines issued by the respective Directorate of Medical Education	Please see <b>Appendix-IV</b> relating to the contact details of the Medical Counselling Committee of the Directorate of Medical Education of the respective State Government.	under 15% All India Quota of Seats for MBBS / BDS For information relating to counseling dates/procedures etc. for State Quota Seats for MBBS / BDS
2.	Ministry of AYUSH ( <a href="http://www.ayush.gov.in">www.ayush.gov.in</a> )	Central Council of Indian Medicine (CCIM)	Indian Medicine Central Council (Minimum Standards of Education in Indian Medicine) Amendment Regulations (2018)	<a href="http://www.ccimindia.org">www.ccimindia.org</a> ; <a href="mailto:chairman@ncismindia.org">chairman@ncismindia.org</a> ; <a href="mailto:secretary@ncismindia.org">secretary@ncismindia.org</a> ; <a href="mailto:regn@ccimindia.org">regn@ccimindia.org</a> ; <a href="mailto:evidya@ccimindia.org">evidya@ccimindia.org</a> ; <a href="mailto:helpdesk@ncismindia.org">helpdesk@ncismindia.org</a>	For information relating to BAMS, BSMS & BUMS Courses and Regulations relating to them.
		Central Council of Homeopathy (CCH)	Homoeopathy (Degree Course) Amendment Regulations (2018)	<a href="http://www.cchindia.com">www.cchindia.com</a> <a href="mailto:anilnaman@rediffmail.com">anilnaman@rediffmail.com</a>	For information relating to BHMS Course and Regulations relating to it.
		AYUSH Admissions Central Counseling Committee (AACCC)	Guidelines issued by the Ministry of AYUSH for the AYUSH Admissions Central Counselling Committee	<a href="https://aacc.gov.in/aaccug/home/homepage">https://aacc.gov.in/aaccug/home/homepage</a>	For information relating to counselling dates/procedures etc. under Central Quota of Seats for BAMS, BSMS, BUMS & BHMS.
		AYUSH Admissions Counselling Committee of the Directorate of AYUSH of respective State Governments and UTs	Guidelines issued by the Directorate of AYUSH for the AYUSH Counselling Committee of respective State Governments / UTs.	The website of the Directorate of AYUSH of respective State Governments and UTs may be referred to.	For information relating to counselling dates/procedures etc. under State Quota of Seats for BAMS, BSMS, BUMS & BHMS.
3.	Ministry of Education (MoE), Department of Higher Education (TS-1) Section ( <a href="https://www.education.gov.in/en/higher_education">https://www.education.gov.in/en/higher_education</a> )	National Testing Agency (NTA)	Information Bulletins issued by NTA for the Exams conducted by it. Information Bulletin of NEET (UG)	<a href="http://www.nta.ac.in">www.nta.ac.in</a> <a href="https://neet.nta.nic.in/">https://neet.nta.nic.in/</a>	For information about NTA and the exams conducted by it. Information relating to NEET (UG)

## Chapter 3: Examination Scheme

### 3.1 Syllabus of the Test

NMC (National Medical Commission) has notified the syllabus of NEET (UG) - 2022. The Question Paper will be based on the given syllabus (Appendix-IV) which is available on the NMC website (<https://www.nmc.org.in/neet/neet-ug>). Furthermore, to rationalize the decision of reduction in the syllabus by various School Education Boards, the NTA has taken a decision to provide choice in Section “B” for each of the 4 (four) Subjects.

### 3.2 Pattern of the Test

The Test pattern of NEET (UG) - 2022 comprises four Subjects. Each subject will consist of **two sections**. Section A will consist of **35 Questions** and Section B will have **15 Questions**, out of these 15 Questions, candidates can choose to attempt any **10 Questions**. So, the total number of questions and utilization of time will remain the same.

The pattern for the NEET (UG) - 2022 Examination for admission in the Session 2022-23 is as follows:

S. No	Subject(s)	Section(s)	Number Of Question (s)	Marks* *(Each Question carries 04 (Four) Marks)	Type Of Question(s)
1.	PHYSICS	SECTION A	35	140	<i>MCQ (Multiple Choice Questions).</i>
		SECTION B	15	40	
2.	CHEMISTRY	SECTION A	35	140	
		SECTION B	15	40	
3.	BOTANY	SECTION A	35	140	
		SECTION B	15	40	
4.	ZOOLOGY	SECTION A	35	140	
		SECTION B	15	40	
TOTAL MARKS				720	
<i>Note: Correct option marked will be given (4) marks and Incorrect option marked will be minus one (-1) mark. Unattempted/Unanswered Questions will be given no marks.</i>					

#### Important Points to Note:

- (a) **For Section A (MCQs):** To answer a question, the candidates need to choose one option corresponding to the correct answer or the most appropriate answer. However, if any anomaly or discrepancy is found after the process of challenges of the key verification, it shall be addressed in the following manner:
- (i) Correct answer or the most appropriate answer: Four marks (+4)
  - (ii) Any incorrect option marked will be given minus one mark (-1).
  - (iii) Unanswered/Marked for Review will be given no mark (0).
  - (iv) If more than one option is found to be correct then Four marks (+4) will be awarded to only those who have marked any of the correct options.
  - (v) If all options are found to be correct then Four marks (+4) will be awarded to all those who have attempted the question.



- (vi) If none of the options is found correct or a Question is found to be wrong or a Question is dropped then all candidates who have appeared will be given four marks (+4) irrespective of the fact whether the question has been attempted or not attempted by the candidate.
- (b) **For Section B (MCQs):** Candidates need to attempt any 10 Questions out of 15 Questions given. In the event of a candidate has attempted more than 10 questions, only the first 10 attempted questions will be considered for evaluation. **There will also be negative marking for Section B.** However, if any anomaly or discrepancy is found after the process of challenges of the key verification, it shall be addressed in the following manner:
- Correct Answer: Four marks (+4)
  - Incorrect Answer: Minus one mark (-1)
  - Unanswered/Marked for Review: No mark (0).
  - If more than one option is found to be correct then Four marks (+4) will be awarded to only those who have marked any of the correct options.
  - If all options are found to be correct then Four marks (+4) will be awarded to all those who have attempted the question.
  - If a question is found to be incorrect or the Question is dropped then Four marks (+4) will be awarded to all those who have attempted the question. The reason could be due to human error or technical error.
  - Candidates are advised to do the calculations with the constants given (if any) in the questions.

### 3.3 Mode of Examination

NEET (UG) – 2022 is a Pen & Paper-based Test, to be answered on the specially designed machine gradable OMR sheet using Ball Point Pen provided at the Centre. Moreover tampering with the OMR at any stage will lead to debarring of the candidature for 3 years.

### 3.4 Duration of Test

The duration of the test would be **three (03) hours and 20 minutes**.

### 3.5 Medium of the Question Papers:

3.5.1. Candidates can opt for a Question Paper in any one of the following 13 languages:

English	Hindi	Assamese	Bengali	Gujarati	Malayalam	Kannada
Marathi	Odia	Tamil	Telugu	Urdu	Punjabi	

- 3.5.2. Option of **medium of Question Paper** should be carefully chosen while filling in the **Application Form**. The option once chosen cannot be changed.
- 3.5.3. Candidates opting for **English** would be provided Test Booklet in **English** only.
- 3.5.4. Candidates opting for **Hindi** would be provided with a **Bilingual Test Booklet in English and Hindi**.
- 3.5.5. Candidates opting for **Regional languages** would also be provided with a Bilingual Test Booklet in **selected Regional language and English**.

- 3.5.6. In case of any ambiguity in the translation of a question in the test, **its English version shall be treated as final and the decision of NTA shall be final in this regard.**
- 3.5.7. Candidates qualifying for **NEET (UG) – 2022** would be eligible for All India Quota and other quotas under the State Governments/Institutes, irrespective of the medium of the examination, subject to other eligibility criteria.
- 3.5.8. Option of Regional languages will be available as per the following table only: -

S. No.	Medium of Question Paper	Examination Centres
1.	<b>English</b>	All Examination Centres
2.	<b>English and Hindi</b>	All Examination Centres in India
3.	<b>English and Assamese</b>	Examination Centres in Assam
4.	<b>English and Bengali</b>	Examination Centres in West Bengal, Tripura, and Andaman & Nicobar Islands
5.	<b>English and Gujarati</b>	Examination Centres in Gujarat, Daman & Diu, Dadra & Nagar Haveli
6.	<b>English and Kannada</b>	Examination Centres in Karnataka
7.	<b>English and Malayalam</b>	Examination Centres in Kerala and Lakshadweep
8.	<b>English and Marathi</b>	Examination Centres in Maharashtra
9.	<b>English and Odia</b>	Examination Centres in Odisha
10.	<b>English and Punjabi</b>	Examination Centres in Punjab, Chandigarh, and Delhi/New Delhi (including Faridabad, Ghaziabad, Gurugram, Meerut, Noida/Greater Noida)
11.	<b>English and Tamil</b>	Examination Centres in Tamil Nadu, Puducherry, and Andaman & Nicobar Islands
12.	<b>English and Telugu</b>	Examination Centres in Andhra Pradesh and Telangana
13.	<b>English and Urdu</b>	All Examination Centres in India

*The option of language for Question Paper should be exercised while filling up the Application Form online and it cannot be changed at a later stage. Please note that for the correctness of the questions in all the question papers, the English version will be taken as final.*

## Chapter 4: Cities for NEET (UG) – 2022

### 4.1 Cities for Exam Centres for NEET (UG) - 2022 Examination

A list of Cities along with city codes where the NEET (UG) - 2022 will be conducted is given in *Appendix VI*.

While filling up the Online Application Form, candidates should select **four Convenient Cities** from *Appendix VI* as their Choice of Cities for the exam Centre in order of their priority.

Choice of Centre Cities will be limited to the **State of Permanent Address or State of Present Address only**.

For convenience, the candidates may select their own city or neighbouring cities in their State of Residence only and not for far away cities in other States. NTA will not be responsible for any inconvenience due to the incorrect selection of cities by the candidates.

In case, the number of candidates opting for a city is less than a certain minimum, the NTA reserves the right to merge one, two, or more cities.

In case, the number of candidates opting for a city as centre with a regional language is less than a certain minimum, candidates may be allotted Centre in another city irrespective of the city opted by the candidates for appearing in the examination.

**Though every effort will be made to allot a Centre in one of the cities selected by the candidate, the NTA reserves the right to allot a centre in a city other than the candidate's choice.**

Allotment of Centres will be done mostly in one of the preferred cities of the candidates and there will be no human intervention.

*Note: All effort will be made by NTA to consider the comfort and convenience of candidates, including PwBD Candidates while allotting Centres.*

## Chapter 5: Eligibility and Qualifications for MBBS and BDS Course

### 5.1 Eligibility to appear in NEET (UG) – 2022

Eligibility for appearing in **NEET (UG)**, as per related Regulations of NMC and DCI are as follows:-

- 5.1.1 He/she has completed 17 years of age at the time of admission or will complete that age on or before 31 December of the year of his/her admission to the first year of the Undergraduate Medical Course.

**Accordingly, the lower age limit shall be as under:**

For Candidates of General (UR)/General-EWS	born on or before 31.12.2005
For Candidates of SC/ST/OBC-NCL/PwBD Category	

- 5.1.2 **Upper age limit: As per Letter No. U-11022/2/2022-UGMEB, dated 09 March 2022 received from National Medical Commission (NMC), Under Graduate Medical Education Board (UGMEB) regarding the upper age limit, that there should be no upper age limit as decided in the fourth NMC meeting held on 21 October 2021.**
- 5.1.3 Indian Citizens/ Overseas Citizens of India (OCI) intending to pursue Undergraduate Medical Courses in a foreign Medical/ Dental Institute also need to qualify for **NEET (UG)**.

### 5.2 Criteria for NRI / OCI / Foreign Nationals

- 5.2.1 Non-Resident Indians (NRIs), Overseas Citizens of India (OCI), and Foreign Nationals are eligible for admission in Medical /Dental Colleges subject to rules and regulations framed by the respective State Governments, Institutions, and the Government of India, as the case may be. The NRI and OCI Applicants/Candidates have to upload a Certificate from the concerned Indian Diplomatic Mission in the country of their residence in support of their claim as an NRI/OCI Candidate, along with their online Application Form for NEET (UG) - 2022 and retain the original of such document for producing it at the time of Counselling / Admission to the Courses covered under NEET (UG). Similarly, a foreign applicant for NEET (UG) 2022 shall also upload Documentary Proof (e.g. relevant pages of a valid passport or a Certificate from the Competent Authority in the country of his/her nationality regarding his/her citizenship status) in support of his/her Nationality, along with online Application Form. The Embassy Certificate and Citizenship Certificate or any Documentary proof of Citizenship are given in Annexures - XIV A and XIV B. Foreign nationals may confirm their eligibility from the concerned Medical/Dental/ College/State.

#### 5.2.2 Eligibility of OCI cardholders for NEET (UG):

The Ministry of Home Affairs vide Notification dated **4 March 2021** specified the rights to which an OCI cardholder shall be entitled under the Citizenship Act, 1955.

Clause (4) (ii) of the said Notification reads as under:

“(4) parity with Non-Resident Indians in the matter of,-

*(ii) appearing for the all India entrance tests such as National Eligibility cum Entrance Test, Joint Entrance Examination (Mains), Joint Entrance Examination (Advanced), or such other*

*tests to make them eligible for admission only against any Non-Resident Indian seat or any supernumerary seat:  
Provided that the OCI cardholder shall not be eligible for admission against any seat reserved exclusively for Indian citizens.”*

The above Notification provides the following Explanation:

“The OCI Cardholder (including a PIO card holder) is a foreign national holding passport of a foreign country and is not a citizen of India.”

Similarly, the PIO cardholder and foreign nationals shall not be eligible for admission against any seat reserved exclusively for Indian citizens.

### 5.3 Participation of UT of J&K Ladakh in All India Quota

- 5.3.1 Students from UT of J&K and Ladakh were not eligible for 15% All India Quota seats as erstwhile J&K opted out of the All India Scheme since its inception. So far as the UT of J&K is concerned, the matter for inclusion of the UT in the All India Quota is under deliberation and any decision in this regard shall be placed on the website of NTA in due course. Hence, the candidates from J&K qualifying NEET (UG)-2022 shall not be entitled to participate in the counselling conducted by MCC/DGHS for admission to the MBBS / BDS seats under the All India 15% quota. However, depending upon their marks/ score, they would be able to participate in the counselling conducted by the J&K Board of Professional Entrance Examinations (JKBPEE) for admission to MBBS/ BDS Courses in the Medical Colleges in J&K. For details, the website of JKBPEE ([www.jkbopee.gov.in](http://www.jkbopee.gov.in)) and Directorate of Medical Education, J&K Administration, may be visited by the candidates from J&K from time to time for latest updates. The Candidates from the UT of J&K, if they claim eligibility, must submit an online Self Declaration which will be generated and printed automatically along with Confirmation Page for the record and they need to present the same during counselling. The Self-Declaration Form is given in Appendix-II. If the declaration is found to be false at any time, the candidature/admission of such candidates shall be cancelled and criminal proceedings may be initiated against such candidates. Candidates from the UT of J&K can appear in NEET (UG) 2022 for admission to Private Medical/Dental/ Colleges or any Private/Deemed University and AFMC, AIIMS, JIPMER subject to the fulfillment of respective eligibility conditions.
- 5.3.2 However, from the academic year 2022-23, the students of UT of Ladakh shall be eligible for admission to 15% of All India Quota seats.

### 5.4 Qualifications and Qualifying Examination Codes

To be eligible for NEET (UG) – 2022, candidates need to refer to the following table for qualifying examination criteria.

<b>CODE: 01</b>	<p>A candidate who is appearing in the qualifying examination, i.e., 12 Standard in 2022, whose result is awaited, may apply and appear in the test but he/she shall not be eligible for admission to the <b>Undergraduate Medical Courses</b> if he/she does not pass the qualifying examination with the required pass percentage at the time of first round of Counselling.</p> <p>Candidates who have appeared or are appearing at the qualifying Examination with English, Physics, Chemistry, and Biology as the main subject and expect to pass the</p>
-----------------	--

	Examination with the required percentage of marks are also eligible to apply and appear in the Competitive Entrance Examination. However, their candidature will be considered only if they provide documentary evidence of having passed the qualifying Examination with the required subjects and percentage of marks.
<b>OR</b>	
<b>CODE: 02</b>	<p>The Higher/Senior Secondary Examination or the Indian School Certificate Examination which is equivalent to class 12 Higher/Senior Secondary Examination after a period of 12 years of study, the last two years of such study comprising of Physics, Chemistry, Biology/Bio-technology (which shall include practical tests in these subjects) and Mathematics or any other elective subject with English at a level not less than the core course for English as prescribed by the National Council of Educational Research and Training after the introduction of the 10+2+3 educational structure as recommended by the National Committee on Education.</p> <p><i>Candidates who have passed Class 12 from Open School or as private candidates shall not be eligible to appear for the 'National Eligibility Cum Entrance Test'. Furthermore, a study of Biology/Biotechnology as an Additional Subject at Class 12 level also shall not be permissible.*</i></p> <p><i>*The candidates who have passed Class 12 level with Biology as an additional subject will also be eligible for MBBS Entrance Examination (as per Hon'ble High Court Order No. 2341/-W/DHC/WRIT/D-1/2019 dated 24/09/2019 in the Writ Petition (C) No. 6773/2019.</i></p> <p>If the institute has to consider an examination of an Indian University or of a foreign/university to be equivalent to the 12 Class under intermediate science examination, the candidates shall have to produce a certificate from the concerned Indian University/Association of Indian Universities to the effect that the examination passed by him/her is considered to be equivalent to the 12 class under intermediate science examination.</p> <p><b><i>*(NOTE: The proviso in italics has been a subject matter of challenge before the Hon'ble High Court of Delhi, Hon'ble High Court of Allahabad, Lucknow Bench, and Hon'ble High Court of Madhya Pradesh at Jabalpur. The provisions of the regulations disqualifying recognized Open School Board candidates and the candidates who have studied Biology/Biotechnology as an Additional Subject has been struck down. The Medical Council of India has preferred Special Leave Petitions before the Hon'ble Supreme Court and Appeals in the Hon'ble High Courts. Therefore, the candidature of candidates in the NEET (UG) - 2022 who have passed the qualifying examinations i.e. Class 12 from National Institute of Open Schooling or State Open Schools or as private candidates from recognized State Boards; or with Biology/Biotechnology as an additional subject shall be allowed but subject to the outcome of Special Leave Petitions/Appeals filed by the Medical Council of India)</i></b></p>
<b>OR</b>	
<b>CODE: 03</b>	The Intermediate/Pre-degree Examination in Science of an Indian University/Board or other recognized examining body with Physics, Chemistry, Biology /Biotechnology (which shall include practical test in these subjects) and also English as a compulsory subject.
<b>OR</b>	
<b>CODE: 04</b>	The Pre-professional/Pre-medical Examination with Physics, Chemistry, Biology/Biotechnology, and English after passing either the Higher Secondary Examination or the Pre-University or an equivalent examination. The Pre-professional/Pre-medical examination shall include practical tests in these subjects and also English as a compulsory subject.

<b>OR</b>	
<b>CODE: 05</b>	The first year of the three years' degree course of a recognized University with Physics, Chemistry, and Biology/Biotechnology including practical tests in these subjects provided the examination is a University Examination and the candidate has passed the earlier qualifying examination with Physics, Chemistry, Biology/ Biotechnology with English at a level not less than a core course.
<b>OR</b>	
<b>CODE: 06</b>	B.Sc. Examination of an Indian University provided that he/she has passed the B.Sc. Examination with not less than two of the subjects Physics, Chemistry, Biology (Botany, Zoology)/Biotechnology and further that he/ she has passed the earlier qualifying examination with Physics, Chemistry, Biology, and English.
<b>OR</b>	
<b>CODE: 07</b>	Any other examination which in scope and standard (Last 02 years of 10+2 Study comprising of Physics, Chemistry and Biology/Biotechnology; which shall include practical test in these subjects) is found to be equivalent to the Intermediate Science Examination of an Indian University/Board, taking Physics, Chemistry and Biology/Biotechnology including practical tests in each of these subjects and English.

- Provided also that to be eligible for **NEET (UG) - 2022**, the candidate must have passed in Physics, Chemistry, Biology/Biotechnology, and English individually and must have obtained a minimum of 50% marks taken together in Physics, Chemistry, and Biology/Bio-technology at the qualifying examination as mentioned in the Regulations of NMC and DCI. *In addition, they must have got a rank in the merit list of NEET (UG) - 2022 for admission to Undergraduate Medical Courses.*
- In respect of the candidates belonging to Scheduled Castes, Scheduled Tribes, or Other Backward Classes (NCL), the minimum marks obtained in Physics, Chemistry, and Biology/Biotechnology are taken together in the qualifying examination shall be 40% marks instead of 50% marks for Unreserved and General-EWS Candidates. In respect of PWBD candidates as per NMC and DCI Regulations, the minimum marks in the qualifying examination in Physics, Chemistry, and Biology (or Botany & Zoology)/Biotechnology taken together shall be 40% instead of 50%.
- Provided further that the students who have received education abroad and wish to seek admission into medical colleges in India must have passed in Physics, Chemistry, Biology/Biotechnology, and English with 50% marks in Class 12, and their equivalency determined by the Association of Indian Universities (AIU) as per regulations of the Medical Council of India and the concerned University.
- The criteria for minimum qualifying marks to be eligible for admission to MBBS courses shall also be applicable to concerned INIs like AIIMS and JIPMER.
- **Note:** *In all other cases, the States/Institutes that have cut-offs for eligibility other than those mentioned above, may follow their own criteria.*

**Note:**

- *The Pre-medical course may be conducted either at a Medical College or at a Science College.*
- *Marks obtained in Mathematics are not to be considered for eligibility for admission to Undergraduate Medical Courses.*

## Information Bulletin: NEET (UG) - 2022

- *The candidates who have studied from the Foreign/International Board should ensure that the qualifying examination passed by them is, in scope and standard, as explained in CODE: 07.*
- *Any interpretation regarding the requirement of Biology / Biological Sciences as one of the subjects of the Qualifying Examination for NEET (UG) will be subjected to Regulation No. 4 (1) of the Graduate Medical Education Regulations (1997) as amended up to 2018 and the Judgement dated 16<sup>th</sup> February 2021 of Hon'ble Supreme Court of India in Civil Appeal No. 390 of 2021 in the matter of "Kaloji Narayana Rao University of Health Sciences Vs. Srikeerti Reddi Pingle & Ors." (Para 20 & 21).*



## Chapter 6: Counselling and Reservation for Admission to MBBS and BDS Course

### 6.1 Admission Procedure

**6.1.1 Admissions to all seats of Undergraduate Medical / Dental Courses will be done through NEET (UG) - 2022. The following are the seats available under different quotas:**

- All India Quota Seats
- State Government Quota Seats
- Central Institutions/Universities/Deemed Universities
- State/Management/NRI Quota Seats in Private Medical / Dental Colleges or any Private University
- Central Pool Quota Seats
- All seats including NRI Quota as well as Management Quota, are in private unaided/aided minority / non-minority medical colleges.
- AIIMS Institutes across India/JIPMER.
- The Counselling for successful candidates for Seats under 15% All India Quota and 100% including 85% State quota seats of Central Institutions (ABVIMS & RML Hospital/VMMC & Safdarjung Hospital/ESIC)/ Central Universities (including DU/ BHU /AMU)/ AIIMS/ JIPMER and Deemed Universities, will be conducted by the MCC/DGHS for **Undergraduate Medical / Dental Courses**. MCC only does the registration for AFMC and forwards the data of registered Candidates to AFMC Authorities for the admission process. **DU/BHU and other Universities may use the score for any other relevant courses being offered by them.**

6.1.2 The counselling for admission to the seats under the control of State Governments/ UT Administrations / State Universities/ Institutions shall be conducted by the designated authorities of the State Governments as per the notifications issued separately by the authorities concerned.

6.1.3 The Result of NEET (UG) - 2022 may be utilized by other Entities of Central and State Governments, in accordance with their respective eligibility criteria / other norms /applicable regulations/guidelines/ rules. The result data will also be utilized for B.Sc. (H) Nursing courses in accordance with their respective eligibility criteria / other norms /applicable regulations/guidelines/ rules. The NEET (UG) – 2022 data will also be used for admissions to BVSc & AH courses under the 15% quota of VCI in recognized Veterinary Colleges. However, the Council has to approach the MCC of DGHS, MoHFW in order to obtain the said data of results.

6.1.4 During counselling, the eligibility criteria, self-declaration, various documents, etc. of the eligible candidates shall be verified as per norms specified by the respective authorities and/or Medical / Dental Colleges. NTA does not have any responsibility towards the correctness/genuinity of the uploaded information/documents during the application process.

6.1.5 An All India Merit List of the qualified candidates shall be prepared based on All India Rank in the Merit List of the NEET (UG) - 2022 and candidates shall be admitted to Undergraduate Medical Courses from the said list only, with existing reservation policy. NTA will only provide All India Rank to candidates while Admitting Authorities will

invite applications for Counselling and a merit list shall be drawn based on All India Rank by the Admitting Authorities. Admission to Undergraduate Medical Courses within the respective categories shall be based solely on All India Rank as per merit list of NEET (UG) - 2022.

(a) **Admission in State Medical Colleges / Universities / Institutions / private medical colleges for seats other than 15% All India Quota:**

- i. Admission under State Quota Seats shall be subject to reservation policy and eligibility criteria prevailing in the State/Union Territory as notified by the respective State/Union Territory from time to time.
- ii. The reservation of the seats in medical colleges for respective categories shall be as per applicable laws prevailing in the State/Union Territory concerned.
- iii. Admission to **Undergraduate Medical Courses** in Private Medical Colleges shall be subject to policies of the Government of India/State/Union Territory.

(b) **Admission to AIIMS / JIPMER / Central Universities (DU/BHU/AMU) / AFMC / GGSIPU / ESIC Medical Colleges / Deemed Universities**

- i. Counselling for admission to MBBS / BDS, etc. Courses in AIIMS / JIPMER / Central Universities [(including Medical Colleges under DU and Guru Govind Singh Indraprastha University (GGSIPU), BHU Medical College, AMU Medical College], ESIC Medical Colleges, and Deemed Universities will be conducted by DGHS, and reservation policy will be as per rules/regulations applicable to such Universities / Institutions. Candidates aspiring for admission to MBBS / BDS Courses in such Universities/ Institutions based upon their All India Rank (AIR) in NEET (UG) - 2022, shall have to register on the MCC website after the declaration of NEET (UG) - 2022 Result. The Candidate will have to register on the MCC Website. ([www.mcc.nic.in](http://www.mcc.nic.in)). The list of registered candidates will be forwarded to AFMC authorities for conducting counselling at their end.
- ii. Admission to AFMC, Pune shall be subject to the norms prescribed by the Directorate General of Armed Forces Medical Services, Ministry of Defence, Government of India. Candidates who apply for **NEET (UG) - 2022** and/or for seeking admission in **AFMC** also need to apply to AFMC on <https://afmc.nic.in/> The shortlisted candidates will be required to appear for a second-stage Screening Test conducted by **AFMC**. Candidates are advised to contact **AFMC** for further and exact details. The Counselling will be conducted by **DGHS**.
- iii. Admission to Medical Colleges under Central Universities (DU / BHU /AMU) /ESIC Medical Colleges /AFMC, shall be as per the provisions of the Statutory Regulations of NMC/ DCI, Deemed Universities relevant judgments of the Hon'ble Supreme Court of India, and the procedure prescribed by the Medical Counselling Committee (MCC) under the Directorate General of Health Services (DGHS).

- iv. Further, the common counselling for admission to MBBS /BDS Courses in the concerned INIs shall be conducted by the DGHS as per the time schedule specified in the relevant Graduate Medical Education Regulation (1997) as amended from time to time.
- (c) For all institutions, wherein Counselling is conducted by MCC under the DGHS, the candidates may refer to the Counselling scheme uploaded on the MCC website, so as to determine their eligibility to appear in Counselling for subsequent rounds, including in respect of ineligibility on account of allotment of seats in the previous rounds of Counselling in terms of Regulation 5A(4) of the Regulations on Graduate Medical Education, 1997 (Appendix-F) which provides for preventing seat blocking in common Counselling for admission to MBBS course.
- (d) For all institutions, wherein Counselling is conducted by the State I Union Govt. or its designated authority, the candidates may refer to the Counselling Notifications issued by the State I Union Govt. or its designated authority, so as to determine their eligibility to appear in Counselling for subsequent rounds, including in respect of ineligibility on account of allotment of seats in the previous rounds of Counselling in terms of Regulation 5A(4) of the Regulations on Graduate Medical Education, 1997 (Appendix-F) which provides for preventing seat blocking in common Counselling for admission to MBBS.

## 6.2 Reservation Policy for Admission to MBBS and BDS Course

Indian nationals belonging to certain categories are admitted under the seats reserved for them in accordance with the rules prescribed by the Government of India. The categories and the extent of reservation are as follows:

- General category belonging to **Economically Weaker Section (GEN- EWS) – 10%** of seats in every course. The benefit of reservation will be given only to those General category candidates who satisfy the conditions given in the **OM No. 20013/01/2018-BC-II dated 17 January 2019**, issued by the Ministry of Social Justice and Empowerment. The criteria for **GEN-EWS** will be as per the prevailing norms and/or notifications of the Government of India.
- Other Backward Classes belonging to the **Non-Creamy Layer (OBC- NCL) – 27%** of seats in every course.
  - i. OBCs should be listed in the current updated central list of OBCs (<http://www.ncbc.nic.in>).
  - ii. OBCs present in the state list but **not** covered in the central list of OBCs (as per the list in <http://www.ncbc.nic.in>) are **NOT** eligible to claim the reservation.
  - iii. The criteria for OBC-NCL will be as per the notification of the Government of India.
  - iv. Candidates belonging to the creamy layer of OBC are **NOT** entitled to reservation. Such candidates are treated as belonging to the general (GEN), i.e. unreserved category, and they will be eligible only for the OPEN seats – the seats for which all candidates are eligible.

- **Scheduled Caste (SC) – 15%** of seats in every course.
- **Scheduled Tribe (ST) – 7.5%** of seats in every course.
- **Persons with Disability (PwD) – 5%** seats in each of OPEN, GEN-EWS, OBC-NCL, SC, and ST category seats.
  - i. Candidates with at least 40% impairment irrespective of the type of disability i.e., locomotor, visual or SEVERE dyslexic shall be eligible for the benefits of the PwD category.
  - ii. Leprosy-cured candidates who are otherwise fit to pursue the courses are also included in this category.

#### 6.2.1 For Candidates claiming the GEN-EWS category

GEN-EWS certificate (**Appendix - IXA**) needs to be uploaded in the Online Application Form of NEET (UG) – 2022 which should have been issued on or after 01 January 2022 in consonance with the latest guidelines of the Government of India. If any GEN-EWS candidate fails to submit the GEN-EWS certificate (issued on or after 01 January 2022) at the time of online registration, the candidate has to upload a declaration [Declaration in Lieu of Gen-EWS Certificate at (**Appendix - IXB**)] to that effect (Reference: No.F.No.20013/01/2018-BC-II).

#### 6.2.2 For Candidates claiming the OBC-NCL category

OBC-NCL certificate (**Appendix - XA**) needs to be uploaded in the Online Application Form of NEET (UG) – 2022 which should have been issued on or after 01 January 2022, in consonance with the latest guidelines of the Government of India. If any OBC-NCL candidate fails to upload the OBC- NCL certificate (issued on or after 01 January 2022) at the time of online registration, the candidate has to upload a declaration [Declaration in Lieu of OBC-NCL Certificate as per **Appendix - XB**] to that effect. Visit <http://www.ncbc.nic.in> for the latest guidelines and updates on the Central List of State-wise OBCs.

#### 6.2.3 For Candidates claiming the SC or ST category

Caste (for SC) or tribe (for ST) certificate (**Appendix - XI**) needs to be uploaded in the Online Application Form of NEET (UG) – 2022, as per the latest guidelines of the Government of India.

#### 6.2.4 For Candidates claiming the PwD category

- Physical Disability certificate (Unique Disability Identification (UDID) Certificate or **Appendix - XII (Form-PwD(II))**/ **Appendix - XIII (Form-PwD(III))**/ **Appendix - XIV (Form-PwD(IV))**), whichever is applicable, issued by the notified medical authority needs to be uploaded in the Online Application Form of NEET (UG) – 2022.
- Dyslexic candidates need to submit **Appendix - XV (Form-DYSLEXIC-1)** and **Appendix – XVI (Form-DYSLEXIC 2)** instead of Appendix - XII (Form-PwD(II))/ Appendix - XIII (Form-PwD(III))/ Appendix - XIV (Form-PwD(IV)). The certificate must mention ‘SEVERE’ under the Dyslexia category to enable the candidate to get the benefit of the PwD category.

*In this case, both Appendix - XV (Form-DYSLEXIC-1) and Appendix – XVI (Form-DYSLEXIC-2) must be merged into a single pdf file to upload in the Online Application Form of NEET (UG) – 2022.*

**Notes:**

1. The benefit of reservation for admission shall be given only to those classes/castes/tribes which are in the respective Central List published by the Government of India from time to time.
2. *The benefit of reservation will be given only to those castes and tribes that are mentioned in the respective central list of corresponding states published by the Government of India (websites: <http://socialjustice.nic.in> and <https://ncst.nic.in>).*

### 6.3 Provisions relating to Persons with Disability (PwD)

*As per Section 2(t) of the RPwD Act, “Persons with Disability (PwD)” means a person with long-term physical, mental, intellectual, or sensory impairment which, in interaction with barriers, hinders his full and effective participation in society equally with others.*

According to Section 2(r) of the RPwD Act, 2016, “persons with benchmark disabilities” means a person with not less than forty percent (40%) of a specified disability where specified disability has not been defined in measurable terms and includes a person with disability where specified disability has been defined in measurable terms, as certified by the certifying authority.

### 6.4 Facilities for PwD candidates to appear in the exam

As per the guidelines issued by the Department of Empowerment of Persons with Disabilities (Divyangjan) under the Ministry of Social Justice and Empowerment issued from time to time on the subject: “Written Examination for Persons with Benchmark Disabilities”, A candidate with one of the benchmark disabilities [as defined in Section 2(r) of RPwD Act, 2016], holding a Disability Certificate in the format prescribed in **Appendix - XII (Form-PwD(II))/ Appendix - XIII (Form-PwD(III))/ Appendix - XIV (Form-PwD(IV)) or Appendix - XV (Form-DYSLEXIC-1) and Appendix – XVI (Form-DYSLEXIC 2)**, is entitled to the following facilities:

- a) *The facility of Scribe, in case he/she has a **physical limitation and a scribe is essential to write the examination on his/her behalf**, being so certified in the aforesaid format by a CMO/Civil Surgeon/ Medical Superintendent of a Government Health Care Institution.*
- b) *Compensatory time of **one hour** for examination of **three hours** duration, whether such candidate uses the facility of Scribe or not.*

### 6.5 Services of a Scribe

As per the office memorandum of the Ministry of Social Justice and Empowerment (Reference: **F. No. 34-02/2015-DD-III dated August 29, 2018**), the PwD candidates who are visually impaired OR dyslexic (severe) OR have a disability in the upper limbs OR have lost fingers/hands thereby preventing them from properly operating the Computer Based Test platform may avail the services of a scribe (amanuensis).

The scribe will help the Candidate in reading the questions and/or keying in the answers as per

the directions of the Candidate. A scribe will NEITHER explain the questions NOR suggest any solutions.

PwD candidates who desire to avail the services of a scribe need to opt for this during the online registration of NEET (UG) – 2022. A copy of the PwD certificate (**Form-PwD [II/III/IV**, whichever is applicable]) OR a copy of the certificates of Dyslexic Candidate (**Form-DYSLEXIC 1 and DYSLEXIC 2**), whichever is applicable, must be uploaded at the time of online registration for NEET (UG) - 2022. The formats for the PwD/Dyslexia certificate are given in **Appendix - XII (Form-PwD(II)) / Appendix - XIII (Form-PwD(III)) / Appendix - XIV (Form-PwD(IV)) / Appendix - XIV (Form-DYSLEXIC-1) and Appendix – XVI (Form-DYSLEXIC 2)**, whichever is applicable])

**It is to be noted that the Scribe will be provided by the National Testing Agency only. The candidates will NOT be allowed to bring his/her own scribe.**

*If it is found at any stage that a candidate has availed the services of a scribe and/or availed the compensatory time, but does not possess the extent of disability that warrants the use of a scribe and/or grant of compensatory time, the candidate will be excluded from the process of evaluation, ranking, counseling, and admission. In case such a candidate has already been admitted to any Institution, the admission of the candidate will be cancelled.*

*The NTA does not guarantee any change in the category or sub-category (PwD status) after the submission of the Online Application Form, and in any case, no change will be entertained by NTA after the declaration of NTA Score for NEET (UG) - 2022. Therefore, the candidates are advised to fill in the category/sub-category column very carefully.*

**Note:**

1. The minimum degree of disability should be **40% (Benchmark Disability)** in order to be eligible for availing reservation for persons with specified disability.
2. The extent of “specified disability” in a person shall be assessed in accordance with the “Guidelines for the purpose of assessing the extent of specified disability in a person included under the **Rights of Persons with Disabilities Act, 2016 (49 of 2016)**” notified in the Gazette of India by the Ministry of Social Justice and Empowerment [Department of Empowerment of Persons with Disabilities (Divyangjan)] on 4 January 2018.
3. No change in the category will be entertained after the last date specified by NTA for NEET (UG) - 2022 Registration.

- **Candidates must note that the benefit of reservation will be given to them subject to verification of documents. If it is discovered at any stage that a candidate has used a false/fake/incorrect document, or has furnished false, incorrect, or incomplete information, in order to avail the benefit of reservation, then such a candidate shall be excluded from all admission processes. In case such a candidate has already been given admission, the admission shall stand cancelled.**

## 6.6 Reservation in Central Institutes / Universities

The reservation policy of the Government of India is applicable to NEET (UG) Examination. According to this, in the Central Universities and Institutions, 10% of the seats are reserved for the category General-Economically Weaker Section (GEN-EWS), 15% of the seats are reserved for the category Scheduled Caste (SC), 7.5% for the category Scheduled Tribe (ST), 27% for the category Other Backward Classes belonging to the Non-Creamy Layer (OBC-NCL) and 5% seats (**Horizontal Reservation**) for **PwBD** candidates.

Reservation in State Quota Seats/Universities/Institutions /Private Medical Colleges under State Governments: In case of seats filled by the State Medical Colleges/Universities/Institutions /Private Medical Colleges under State Quota Seats, the reservation policy of the concerned State Government shall apply.

#### 6.7 Guidelines for PwD Candidates

- a. The candidates with a Disability shall be considered for admission in medical course against 5% of the total seats, in accordance with the criteria prescribed under the Regulation on Graduate Medical Education (1997) as amended up to 13-05-2019 (*Please see Appendix-XII*).
- b. **For AIIMS:** In accordance with RPwD Act 2016, **PwD Reservation** on a Horizontal & Category basis will be followed subject to evaluation by the Medical Board of Institute to determine eligibility.
- c. Candidates who consider themselves eligible for this category are advised to ensure their eligibility by getting themselves examined at any Government Medical College/District Hospital/Government Hospital. Such Government Medical College/District Hospital/Government Hospital shall issue a Disability Certificate in reference to Chapter-VII of the Rights of Persons with Disabilities Rules, 2017. Such a Disability Certificate is issued as per the Schedule to the Rights of Persons with Disabilities Act, 2016, and the Guidelines for the purpose of assessing the extent of specified disability in a person included under the Rights of Persons with Disabilities Act, 2016 notified in the Gazette of India by the Ministry of Social Justice and Empowerment [Department of Empowerment of Persons with Disabilities (Divyangjan)] on 4th January 2018 and does not confer any right on any candidate to seek admission in a medical course under PwBD Quota. The aforesaid Certificate shall be to ascertain whether a candidate can apply to NTA for appearing in NEET (UG) - 2022 under the PwBD Quota only.
- d. Thereafter, the candidates, upon selection under PwBD Category, shall have to produce a Disability Certificate issued by the Disability Assessment Board, which shall have assessed the candidate in reference to criteria prescribed under the Regulations on Graduate Medical Education, 1997 as amended up to 14.05.2019. Thus, it is relevant that the candidates after a declaration of the result have to appear before the Disability Assessment Board so as to determine whether they may register or participate in the common online Counselling towards admission to medical courses. In case candidates are found to be ineligible by the Disability Assessment Board, in reference to criteria prescribed under the Regulations on Graduate Medical Education, 1997 as amended on 14.05.2019, they **may not** register or participate in the common online Counselling and any online provisional allotment of the medical college shall be entirely fraudulent on the part of the candidate. It is relevant that physical verification of various certificates including academic as well as Disability Certificate is only upon reporting for admission to the medical college.
- e. It is further clarified that the certificates issued by the authorized Centres designated for the purpose by DGHS, shall only be considered for admission to the medical courses and no other certificate issued by any other Government Medical College/District Hospital/Government Hospital will be accepted.

- f. **The Disability Certificate to be issued in the format given in Appendix-XIII (vide DGHS Notice Ref. No. U-11011/04/2020/05-MEC dated 26.10.2020) has to be issued by the designated Centres (Appendix-XII), as per the criteria prescribed under the Regulations on Graduate Medical Education (1997) as amended upto 14.05.2019, w.r.t. common counselling conducted by MCC / DGHS for All India Quota seats and for Medical Institutions that are subject to common counselling of MCC/ DGHS.**
- g. Likewise, the designated Counselling Authorities of State/UT Governments shall constitute Disability Assessment Boards/Centres for assessing the suitability of the candidate in reference to criteria prescribed under the Regulations on Graduate Medical Education (1997) as amended up to 14.05.2019 and shall notify the same on their respective websites.
- h. The reservation policy, as prescribed by the government from time to time will be followed by the admitting institutes. The candidates are advised to look for the details at the time of admission.

#### 6.8 Instructions for Counselling by the MCC for MBBS and BDS Admission

- i. Online counselling would be conducted by the Medical Counselling Committee (MCC) of the Directorate General of Health Services for Undergraduate Medical Courses. Information for online counselling would only be available on the MCC website (<https://mcc.nic.in/UGCounselling/>) for Undergraduate Medical/Dental Courses. Qualified candidates are advised to read the counselling-related information carefully and understand the course of action to be taken by them for appearing in the Counselling.
- ii. MCC is conducting Counselling for:
  - A. 15% All India Quota seats MBBS/ BDS Seats of States ( as per the information provided by Jammu & Kashmir authorities, they will participate in the counselling from 2022-23)
  - B. 100% MBBS/ BDS Seats of BHU OPEN
  - C. AIIMS Open seats- 100% MBBS Seats of AIIMS across India
  - D. JIPMER Open (Puducherry/ Karaikal) & Internal seats (Domicile)
  - E. AMU Open & Internal seats
  - F. 85% Internal quota/domicile seats of DU/ I.P University (VMMC/ ABVIMS/ESIC Dental)
  - G. Jamia Open seats- Faculty of Dentistry (Jamia Milia Islamia) & Internal seats
  - H. 15% All India Quota Seats of ESIC & Insured Persons quota seats
  - I. AFMC – Only registration
  - J. 100% B.Sc (Nursing) of selected Central B.Sc. Nursing Institutes
- iii. Any query related to Counselling for admission to seats under 15% All India Quota and in Central Institutions / Universities, including AIIMS/JIPMER/AFMC/ESIC/DU/BHU/AMU, and Deemed Universities, may be referred to the following address: For MBBS/BDS Courses: The Assistant Director General (ME) Directorate General of Health Services, Nirman Bhawan, New Delhi- 110108, E-mail: [aipmt-mcc@nic.in](mailto:aipmt-mcc@nic.in), <https://mcc.nic.in/UGCounselling/Home/ContactUs>



- iv. **Reservation policy for 15% AIQ, Central Institutes (ABVIMS & RML and VMMC & SJH, ESIC) Universities (DU, AMU, BHU)/AIIMS/JIPMER is as follows:**

Reservation Policy of the Central Government for the NEET (UG) Counselling in All India Quota/Central Institutes (ABVIMS & RML and VMMC & SJH, ESIC) Universities (DU, AMU, BHU)/AIIMS/JIPMER is as follows:

- S.C- 15 %
- S.T- 7.5 %
- PwD- 5 % Horizontal Reservation
- OBC (Non-Creamy Layer)- 27% as per Central List of OBC
- EWS- 10 % as per Central Government Norms

**Reservation Policy for Deemed University is as follows:**

- **NRI Quota**
- **Jain & Muslim Minority**

- v. Candidates from the creamy layer and those who do not come under the Central List of OBC are advised to mention their category as Unreserved/General.
- vi. The disability centres in the MCC chapter that “ for participating in the MCC counselling, the disability certificate uploaded in MCC Information Bulletin may be referred which must be issued by one of the 15 designated disability issuing certificate boards ”

**For MBBS/BDS Courses:**

**The Assistant Director General (ME)  
Directorate General of Health Services,  
Nirman Bhawan, New Delhi-110 108  
E-mail: [oo-adgme-dghs@gov.in](mailto:oo-adgme-dghs@gov.in)  
<https://mcc.nic.in/UGCounselling/Home/ContactUs>**

## Chapter 7: General Instructions and Submission of Application Form/Payment of Fee

### 7.1 General Instructions

- 7.1.1 Merely appearing and qualifying in **NEET (UG) - 2022** does not confer any right to the candidate for admission to **Undergraduate Medical Courses**. The selection and admission to **Undergraduate Medical Courses** seats in any Medical Institution recognized for offering **Undergraduate Medical Courses** is subject to fulfilling the admission criteria, eligibility, rank in the merit list, medical fitness, and such other criteria as may be prescribed by the Government of India, respective States, Universities, Institutions and Medical/ Dental/ Ayurveda/ Siddha/ Unani/ Homeopathy Colleges.
- 7.1.2 Applications of candidates submitting false and fabricated information will be rejected and such candidates will be further debarred from appearing in examinations conducted by **NTA**. Such candidates will also be prosecuted under applicable laws for a criminal offense and suitably penalized.
- 7.1.3 Incomplete applications and applications not in accordance with instructions are liable to be rejected without any further intimation.
- 7.1.4 The examination fee once deposited will not be refunded. The fee will not be carried forward to a future examination.
- 7.1.5 Applications once submitted cannot be withdrawn. Candidates must note that mere deduction of fee from the bank account is not proof of fee payment. The payment should be supported by fee payment and **generation of the Confirmation Page**.
- 7.1.6 Instructions in the Information Bulletin may change /be updated based on decisions taken by the **NTA** and other authorities from time to time. Candidates are advised to regularly check the website <https://neet.nta.nic.in/>, for any further updates or information.
- 7.1.7 **NTA** reserves the right to withdraw permission, granted inadvertently if any, to a candidate who is not eligible to appear in the **NEET (UG) - 2022** even though the Admit Card has been issued by the **NTA**.
- 7.1.8 Candidate's eligibility for **NEET (UG) - 2022** is purely provisional and is subject to fulfillment of eligibility criteria prescribed by the **NMC / DCI / NCISM / NCH / CCIM / CCH / Ministry of Health & Family Welfare / Ministry of AYUSH, as the case may be**.
- 7.1.9 In case of any ambiguity in the interpretation of any of the instructions/ terms/ rules/ regulations/ criteria regarding the determination of eligibility/ information contained therein, the interpretation of the **NMC/ DCI/ NCISM/ NCH/ CIM/ CCH/Ministry of Health & Family Welfare / Ministry of AYUSH, as the case may be**, shall be final and binding.

- 7.1.10 In case of any ambiguity in the interpretation of any of the norms /terms /rules/instructions regarding registration of candidates, allocation of Exam Centre, issuance of Admit Card, the conduct of exam and publication of Result and All India Rank (AIR), the interpretation /determination of NTA shall be final and binding.
- 7.1.11 The conduct of the **NEET (UG) - 2022** Examination would be videographed. The candidates are required to keep their heads in an upright position and face the camera during the videography so that their identity can be clearly established. The candidates should agree to the videography during the examination.

## 7.2 Readiness for filling up Application Form

7.2.1 A candidate can apply for the **NEET (UG) – 2022** by logging on to <https://neet.nta.nic.in/>

### 7.2.2 Before submitting of application form, make the following preparations:

- i. The information to be filled in the Online Application Form such as names of Father/Mother and Candidate with correct spellings,/ Class 12 Admit Card with Photograph/Election Card (EPIC No.)/Passport number/Ration Card Number/ Bank Account Number/Other valid Govt. Identity Card Number, Date of Birth, Address, Mobile Number, email id, etc. may be kept ready. Candidates are advised to check the “**Replica of Application Form**” as given in (**Appendix-XXIV**), before the actual filling of the Application.
- ii. The candidates need to provide any one of the following identity details given below:

Category of Candidates	Types of permissible IDs
Indian Nationals of all States	Class 12 Admit Card, Election Card (EPIC No.), Ration Card, Bank Account Passbook with Photograph, Passport Number or Number of any other Photo Identity Card issued by Government.
NRIs	Passport Number
Foreign Nationals/ OCI	Passport Number/ Citizenship Certificate Number

- iii. Candidates have to scan images of the following **in JPG /PDF format only**, for uploading the same as part of the submission of his/her online application:
  - Latest Passport size Photograph in JPG format (**size: 10 kb to 200 kb**)
  - **Post Card size photograph (4” X6”)** in JPG format (**Size: 10 kb - 200 kb**)
  - Signature in JPG format (**size: 4 kb to 30 kb**)
  - **Left and Right hand Fingers and Thumb impressions**
  - Class 10 passed certificate in PDF format (file size: **50 kb to 300 kb**)
  - Category certificate (SC/ST/OBC/EWS etc.) in PDF format (file size: **50 kb to 300 kb**)
  - PwBD certificate in PDF format (file size: **50 kb to 300 kb**)

- Citizenship Certificate/ Embassy Certificate or any Documentary proof of Citizenship certificate in PDF format (file size: **50 kb to 300 kb**)

### 7.3 Instructions for completing the Online Application Form

- 7.3.1 The candidate, before submitting the application form online, must ensure his eligibility to appear in the test. The candidate is required to go through the Information Bulletin carefully and be clear about all requirements with regard to the submission of the Application Form.
- 7.3.2 The Candidate should fill in **complete correspondence and permanent address with the pin code, e-mail address, and mobile number (own or Parents/Guardian only)** for future correspondence.
- 7.3.3 Candidates must ensure that mobile numbers and e-mail ID filled in the online Application Form are their own or Parents/Guardian only as NTA will communicate through SMS or e-mail on the given mobile number and e-mail ID.
- 7.3.4 Candidate should not give the postal address, contact number/mobile number, and e-mail ID of Coaching Centres in their Online Application Form.
- 7.3.5 Those **Candidates who have passed should fill Code [02 to 07]** against the column provided for in case of Qualifying Examination
- 7.3.6 **Candidates appearing in Class 12 in 2022** should select a qualifying code as 01.
- 7.3.7 The Application Form other than the one filled in online mode will not be accepted. **The Candidates are not required to send the Confirmation Page of the Online Application Form or any other document to the NTA.** However, the candidates are advised to preserve **at least four copies** of the Confirmation Page along with the proof of fee paid for future reference.
- 7.3.8 Candidates from UT of J&K and Ladakh are required to submit an online Self Declaration for seats under 15% All India Quota.

#### **NOTE:**

- Request for change in any particulars in the online Application shall not be entertained under any circumstances.*
- Incomplete Applications shall be summarily rejected.*
- If a candidate submits more than one Application Form, his candidature will be cancelled.*
- If during any stage of examination, any doubt arises that a candidate has filled in multiple forms or impersonated or not provided genuine information or given fake or false, information or the likes such a candidate can be asked to give additional proof of his identity at any point of time.*
- If at any stage, including after declaration of result, it is found that the candidate has submitted duplicate forms or has been involved in any form of impersonation or fabricated facts, such candidate shall be liable for severe penalty including being debarred from taking the NTA examination for a **period of three years**. Such candidates shall also be liable for suitable criminal action under relevant laws of the country.*
- Online Transaction Password (OTP) generated on the NEET (UG) - 2022 website while registering/submitted the form will be valid for 15 minutes only. After the lapse of this period, candidates need to click on the link "RESEND OTP" to generate a new OTP.*

### Step 1: Registration Page

#### Registration

A candidate can apply for the NEET (UG) - 2022 only online by logging on to <https://neet.nta.nic.in/>

- (i) Candidate's Name/ Mother's Name/ Father's Name as given in the Secondary School Examination or equivalent Board/ University Certificate in capital letters
- (ii) Date of Birth in dd/mm/yyyy format as recorded in Secondary School Examination or equivalent Board/ University certificate.
- (iii) Identification Type: Candidates need to provide any one of the following identity details given below:

Category of Candidates	Types of permissible IDs
Indian Nationals of all States/ UTs	Class 12 Admit Card with Photograph, School ID Card No, Election Card (EPIC No.), Ration Card, Bank Account Passbook with Photograph, Passport Number or Number of any other Photo Identity Card issued by Government.
NRIs	Passport Number
Foreign Nationals/ OCI	Passport Number/ Citizenship Certificate Number

- (iv) Mobile Number and e-mail Address: Candidates must provide their own or Parents/Guardian Mobile Number and e-mail address only.
- (v) Provide complete postal address with PIN Code (Correspondence and permanent address) for further correspondence. PIN code of Correspondence, as well as a permanent address, should be given in the space provided for this purpose.

### Step 2: Application

#### Fill in the complete Application Form

1. The application particulars entered in Step-I can be edited before the final submission of the Application Form except for Mobile No. and Email address, which may not be changed after Step-I.
2. **Category:** General, General-EWS, SC, ST & OBC-NCL are available in the drop-down list under the Category option. No Caste Certificate is to be uploaded in the Online Application Form of NEET (UG) – 2022, necessary document (s) related to Caste / Community will be verified at the Counselling by concerned Central/State Counselling Authority.
  - **Other Backward Classes (OBC-NCL)- Non-Creamy Layer** as per the Central List of Other Backward Classes available on National Commission for Backward Classes (NCBC), Government of India website ([www.ncbc.nic.in](http://www.ncbc.nic.in)). Thus, the candidates falling in this list may mention OBC-NCL in the Category Column. **State list OBC-NCL Candidates who are not in OBC-NCL (Central List) must choose General.**
  - **Economically Weaker Section (EWS)** - As per the OM No. 20013/01/2018-BC-II dated January 17, 2019, issued by the Ministry of Social Justice and Empowerment and the OM No. 12-4/2019-UI dated 17.01.2019 as well as the Letters No 35-2/2019-T.S.I dated 21.01.2019, 01.02.2019, 04.02.2019, and 15.02.2019 of the MHRD Department of Higher Education (now known as

*Ministry of Education) regarding the implementation of reservation for Economically Weaker Sections (EWS) for admission in Central Educational Institutions.*

3. **Nationality:** Indian Nationals, Non-Resident Indians (NRIs), Overseas Citizens of India (OCI) & Foreign Nationals are eligible to appear in NEET (UG) - 2022.
4. **PwD Status:** “PwD” means Person with Benchmark Disabilities in accordance with the provisions of the Rights of Persons with Disability Act, 2016 and as per MCI Regulations dated May 13, 2019 (**Appendix-XIII**). PwD Certificate (**Appendix-XIII**) issued by the Competent Authority (**Appendix-XIII**), if claiming the relaxation under the PwD category.
5. **Choice of Examination Cities:** The candidate should select any **four** cities of their choice for examination of NEET (UG) - 2022 given in **Appendix-VII**. Allotment of Centre is made by computer and there is no human intervention.
6. **Medium of Question Paper:**
  - **Candidates opting for English would be provided Test Booklet in English only.**
  - **Candidates opting for Hindi/Regional Language would be provided Bilingual Test Booklet i.e. in Hindi/Regional Language and in English. In case of any ambiguity in the translation of any of the questions, its English version shall be treated as final.**
7. **Academic Details (10, 11 & 12):** The candidate has to fill in the complete academic details of the **10, 11 & 12/Qualifying Examination**. Candidates who passed should fill Code [02 to 07] against the column provided for Qualifying Examination. Candidates appearing in Class 12 in 2022 should select a qualifying code as 01.

**Note:**

- *Only one application should be submitted by a candidate.*
- *Once finally submitted, particulars in certain specific fields may be changed only during the correction window. After that, no communication in this regard would be entertained.*
- *Registration will be treated as complete only if the fee has been transacted successfully, else the form will be cancelled.*
- *Candidates are not required to send/ submit a hard copy of the Confirmation Page to the NTA office. However, the candidates are advised to retain the hard copy of the Confirmation Page, and a proof of fee submitted for future need.*
- *Candidates must note that mere deduction of fee from the bank account is not proof of fee payment. The payment should be supported by an updated fee. The generation of the Confirmation page is proof of successful submission of the Application Form.*
- *The details filled by the candidate like candidate category, phone number, and email, etc. in NEET (UG) - 2022 application will be used for the purpose of all India quota seats counselling. No request for change in candidate category at the time of all India quota seats counselling will be entertained by the counselling authority designated by the Central Government.*

### Candidate's Photograph, Signature, and Thumb Impression

#### Candidate's Photograph: to be uploaded in JPG format

- Passport size Photograph (size: **10 kb to 200 kb**)
- Post Card size photograph (4"X6") (Size: **10 kb to 200 kb**)
  - The photographs must be taken on or after **01.01.2022** preferably indicating clearly the name of the candidate along with the date of taking the photograph. Photographs should not be with cap or goggles. The focus needs to be on the face (**80% face coverage, ears clearly visible, white background**)
  - Spectacles are allowed only if being used regularly.
  - Polaroid and Computer-generated photos are not acceptable.
  - Applications not complying with these instructions or with unclear photographs are liable to be rejected.
  - Application without photographs shall be rejected.
  - The photographs need not be attested. Candidates are advised to keep 6 to 8 passport size and 4 to 6 Post Card size (**4"X6"**) colour photographs with white backgrounds.
  - Candidates may note that if the photographs uploaded are found to be fabricated i.e. de-shaped or seem to be hand-made or computer made, the application of the candidate will be rejected and the same would be considered as using Unfair Means and the candidate would be dealt with accordingly.
  - **In case someone else's photographs have been uploaded, the candidature shall be cancelled and the case will be considered as an Unfair Means Case. Criminal action as per laws of the land shall also be initiated.**

*Note: Same Passport size and Post Card size photographs are to be used for uploading with Online Application Form and for pasting on Attendance Sheet at the Examination Centre / Counselling / Admission. Candidates are reminded to keep 6 to 8 passport size and 4 to 6 Post Card size (4"X6") colour photographs with white background.*

#### Candidate's Signature: to be uploaded in JPG format

- The candidate should put his full signature in running handwriting [not in the capital letter] on white paper with a Black Ink pen and scan for uploading.
- File size must be between **4 kb to 30 kb**.
- The unsigned Online Application Forms will be rejected.
- In case someone else's signature has been uploaded, the candidature shall be cancelled and the case will be considered as an Unfair Means Case. Criminal action as per laws of the land shall also be initiated.

#### Candidate's Left and Right hand Fingers and Thumb impressions: to be uploaded in JPG format

- The candidate should put Left and Right hand Fingers and Thumb impressions as per the Template provided (Appendix XXVI)
- File size must be between **10 kb to 200 kb**.  
Further, unclear Left and Right hand fingers and thumb Impressions in Online Application Forms will also be rejected.

### Step 3: Fee payment

**After completing Step 3 of the online Application Form, candidates may remit the examination fee by choosing the following options:**

- Select Debit/Credit Card/Net-banking/UPI /Paytm of Service Provider (Service/Processing charges per transaction & GST (as applicable) to be paid by the candidate wherever applicable) and complete the steps as instructed.
- Print the Confirmation Page after completion of **Step 3** i.e. payment through Debit/Credit card/ Net-banking/UPI through State Bank of India/Canara Bank/HDFC Bank/ICICI Bank/Paytm as a service provider(s).
- If a candidate fails to complete all the steps upto Step 3, the final submission of the Online Application will remain incomplete and unsuccessful.
- Generation of Confirmation Page confirms final submission of Application Form. If Confirmation Page has not been generated, this means that Application Form has not been submitted successfully.

**Note: In case, the fee payment status is not 'OK' the candidates are advised as following:**

- If the fee is paid through a credit/debit card and the status is not OK, it means the transaction is cancelled. Therefore, such candidates have to pay the fee once again and ensure the OK fee status.
- For a cancelled transaction, the amount deducted (if any) in the process of a failed transaction, may automatically be refunded to the concerned Candidate through the same Bank / Payment Gateway / Payment mode through which the transaction was made.
- In case the Confirmation Page is not generated after payment of the prescribed Fee, then the candidate should approach the concerned Bank/Payment Gateway integrator (in the helpline number and email given in **Appendix- XXIII** of the Information Bulletin), for ensuring the successful payment.
- In spite of the above, if a successful transaction is not reflected on the Portal, the candidate may contact NTA Helpline. If the payment issue is still not resolved, the candidate may pay a second time.
- However, any duplicate payment received from the candidate by NTA in the course of said transactions will be refunded through the same payment mode through which the duplicate payment is received, after fee reconciliation by NTA.

#### 7.4 Check List for filling the Online Application Form

The candidates are advised to ensure the following points before submitting the Online Application Forms:

(i) Whether they fulfill the prescribed <b>eligibility</b> conditions for the Test	<input checked="" type="checkbox"/>
(ii) That they have selected their <b>gender</b> viz. Male/Female/Third Gender correctly.	<input checked="" type="checkbox"/>
(iii) That they have selected their <b>category</b> viz General/General-EWS/OBC-NCL (Non-Creamy Layer)/SC/ST correctly.	<input checked="" type="checkbox"/>
(iv) That the <b>Person with Benchmark Disability</b> candidate has filled the relevant column in the Online Application Form correctly. Only PwBD candidates with Benchmark disabilities have to fill this column and the others have to leave it blank.	<input checked="" type="checkbox"/>
(v) Whether they have kept a Printout of Application Form ( <b>Confirmation Page</b> ) for their own record.	<input checked="" type="checkbox"/>



**Chapter 8:Particulars to be filled in the Online Application Form**

Page	Section	Column	
Registration Page	Personal Details	1. Candidate Name	
		2. Father Name	
		3. Mother Name	
		4. Candidate Date of Birth	
		5. Gender	
		6. Nationality	
		7. Identity Type	
		8. Identification Number	
	Present Address	9. Address	
		10. Locality	
		11. City/Town/Village	
		12. Country	
		13. State	
		14. District	
		15. Pin code	
		16. Mobile Number	
		17. Email Address	
		18. Alternate Contact no	
	Permanent Address	19. Address	
		20. Locality	
		21. City/Town/Village	
		22. Country	
		23. State	
	Choose Password	24. District	
		25. Pin code	
		26. Password	
	Security Pin	27. Confirm Password	
		28. Security Question	
	Application Page	Personal Details	29. Security Answer
			30. Security Pin
31. Candidate Name (Auto filled)			
32. Candidate Date of Birth (Auto filled)			
33. Gender (Auto filled)			
34. Father Name (Auto filled)			
35. Mother Name(Auto filled)			
36. Nationality (Auto-filled)			
37. State/UT from where 12th Equivalent Passed/Appearing*			
38. Self-Declaration upload as per rule (Only applicable for J & K Candidates)			
39. Category			
40. If you a PwD candidate, do you have benchmark disability (40% or more / "severe" where percentage is not defined)?			
41. Type of Disability			
42. Do you need a scribe (as the criteria given in the Information Bulletin)			
43. Percentage of disability			
44. Are you Diabetic?			
45. Country of Residence			
46. In case of a girl candidate, are you the only girl child of your parents			
47. Place of residence			
48. Belongs to Minority			
49. Religious Minority			

		50. Mode of preparation
		51. Do you intend to wear customary dress contrary to the dress code while appearing in NEET(UG) - 2022
		52. Apply for (Pre-filled)
		53. Question Paper Medium
		54. Exam State - City Choice 1
		55. Exam State - City Choice 2
		56. Exam State - City Choice 3
		57. Exam State - City Choice 4
<b>Educational Details</b>	<b>(For 10<sup>th</sup> /Equivalent)</b>	58. Pass Status
		59. Year of Passing/Appearing
60. Qualifying Exam		
61. Place of schooling		
62. Type of School College		
63. Qualifying Examination State		
64. Qualifying Examination District		
65. School Board		
66. Result Mode		
67. Maximum Grade Point		
		68. CGPA Obtained
		69. CGPA
		70. Total Marks
		71. Obtained Marks
		72. Marks (%)
		73. Roll Number
		74. School/College Name address
		75. School/College Pin code
	<b>(For 11th)/ Equivalent</b>	76. Pass Status
		77. Year of Passing/Appearing
		78. Qualifying Exam
		79. Place of schooling
		80. Type of School College
		81. Qualifying Examination State
		82. Qualifying Examination District
		83. School Board
		84. Result Mode
		85. Maximum Grade Point
		86. CGPA Obtained
		87. CGPA
		88. Total Marks
		89. Obtained Marks
		90. Marks (%)
		91. Roll Number
		92. School/College Name address
		93. School/College Pin code
<b>Educational Details</b>	<b>(For 12th)/ Equivalent</b>	94. Exam State - City Choice 4
		95. Pass Status
96. Year of Passing/Appearing		
97. Qualifying Exam		
98. Place of schooling		
99. Type of School College		
100. Qualifying Examination State*		
101. Qualifying Examination District		
102. School Board		
103. Result Mode		
104. Maximum Grade Point		
105. CGPA Obtained		

	106. CGPA
	107. Total Marks
	108. Obtained Marks
	109. Marks (%)
	110. Roll Number
	111. School/College Name address
	112. School/College Pin code
<b>Additional Details</b>	113. Place of Birth
	114. State
	115. District
<b>Parents Income Details</b>	116. Father Qualification
	117. Father Occupation
	118. Father Annual Income
	119. Mother Qualification
	120. Mother Occupation
	121. Mother Annual Income
	122. Guardian Qualification
	123. Guardian Occupation
	124. Guardian Annual Income
<b>Uploading Documents</b>	125. Passport size Photo
	126. Postcard size Photo
	127. Left and Right Hand Fingers and Thumb Impression
	128. Signature
	129. Self-Declaration Certificate (Only applicable for J & K Candidates)
	130. Category Certificate
	131. Person With Benchmark Disability(PwBD) Certificate
	132. 10th Certificate
	133. Citizenship Certificate

**Note:** \*The information about the State field of the respective candidate is only for the purpose of information and it does not mean that the candidate belongs to the domicile of that particular state as it needs to be reaffirmed from the DME of the respective states.

## Chapter 9: Admit Card

- 9.1 The Admit Card is issued provisionally to the candidates, subject to the fulfillment of the eligibility conditions.
- 9.2 The candidate has to download the Admit Card from the NTA website (<https://neet.nta.nic.in/>) and appear for the Examination at the given Centre on the Date and timing as indicated in their Admit Card.
- 9.3 **No candidate will be allowed to appear at the Examination Centre, on the Date and Timing other than that allotted to him/her in his / her Admit Card.**
- 9.4 In case a candidate is unable to download his/ her Admit Cards from the website, he or she may approach the Help Line between 10:00 am to 05.00 pm or write an email to NTA at [neet@nta.ac.in](mailto:neet@nta.ac.in).
- 9.5 **The candidates are advised to read the instructions given in this Information Bulletin as well as on the Admit Card carefully and follow them scrupulously during the conduct of the examination.**
- 9.6 In case of any discrepancy in the particulars of the candidate or his/her photograph and signatures shown in the Admit Card and Confirmation Page, the **candidate may immediately approach the Help Line between 10:00 am and 5:00 pm. In such cases, candidates would appear in the Examination with the already downloaded Admit Card. However, NTA will take necessary action to make corrections in the record later.**

**Note:**

- a. The candidate may note that Admit Card will not be sent by post.
- b. In no case, the duplicate Admit Card for NEET (UG)-2022 would be issued at the Examination Centres.
- c. The candidate must not mutilate the Admit Card or change any entry made therein.
- d. Candidates are advised to preserve their Admit Card in good condition for future reference.
- e. No Admit Card shall be issued to the candidates whose Applications are found to be incomplete for any reasons (including indistinct/ doubtful photographs/unsigned Applications) or who do not fulfill the eligibility criteria for the examination.
- f. Issue of Admit Card, however, shall not necessarily mean acceptance of eligibility which shall be further scrutinized at subsequent stages of the admission process.

## Chapter 10: Barred Items and Dress Code

### 10.1 Barred Items

- 10.1.1 The candidates will be subjected to extensive and compulsory frisking before entering the Examination Centre with the help of highly sensitive metal detectors. The candidates are not allowed to carry the following items inside the Examination Centre under any circumstances.
- Any item like textual material (printed or written), bits of papers, Geometry/Pencil Box, Plastic Pouch, Calculator, Pen, Scale, Writing Pad, Pen Drives, Eraser, Calculator, Log Table, Electronic Pen/Scanner, etc.
  - Any communication device like Mobile Phone, Bluetooth, Earphones, Microphone, Pager, Health Band, etc.
  - Other items like Wallet, Goggles, Handbags, Belt, Cap, etc.
  - Any Watch/Wristwatch, Bracelet, Camera, etc.
  - Any ornaments/metallic items.
  - Any food items opened or packed, water bottle, etc.
  - Any other item which could be used for unfair means, by hiding communication devices like a microchip, camera, Bluetooth device, etc.

*[Note: Any applicable order of Hon'ble Supreme Court/High Courts will be followed in this regard].*

10.1.2 No arrangement will be made at the Centres for keeping any articles/items belonging to the candidates.

10.1.3 The candidates wearing articles or objects of faith (customary/ cultural/ religious ) should report at the examination centre at least **two hours before the last reporting time** so that there is enough time for proper frisking without any inconvenience to the candidate while maintaining the sanctity of the examination. If upon screening, it is discovered that any candidate is actually carrying a suspected device within such item of faith, he/ she may be asked not to take it into the examination hall.

### 10.2 Dress Code

10.2.1 The candidates are instructed to follow the following dress code while appearing for **NEET (UG) - 2022**:

- Light clothes with long sleeves are not permitted. However in case, candidates come in cultural/ customary dress at the Examination Centre, they should report at least an hour before the last reporting time i.e. 12.30 pm so that there is enough time for proper frisking without any inconvenience to the candidate while maintaining the sanctity of the examination.
- Slippers, sandals with low heels are permitted. Shoes are not permitted.
- In case of any deviation required due to unavoidable (medical, etc.) circumstances, specific approval of NTA must be taken before the Admit Cards are issued.**

10.2.2 It is desired that the candidates follow instructions issued by the NTA strictly. This will help NTA in the fair conduct of the examination.

*Note: The NTA believes in the sanctity and fairness of conducting the examination, however, it also believes in the sensitivity involved in frisking (girl) candidates and will issue comprehensive instructions accordingly to the staff and other officials at the Examination Centres. The frisking of the female candidates will be done inside a closed enclosure by female staff only.*

## Chapter 11: Information for Parents/Guardians

- 11.1 It is expected that parents/guardians will guide their wards appropriately on the following issues before leaving home for appearing in the NEET (UG) – 2022.**
- 11.1.1 The candidate will not be allowed to enter the Examination Centre after **1:30 p.m.** Therefore, the candidate shall leave home well in advance taking into consideration various factors such as traffic, location of the Centre and weather conditions, etc.
- 11.1.2 The candidate will follow all the instructions and maintain discipline in the examination/ Examination Hall.
- 11.1.3 The candidate will not breach any examination rule.
- 11.1.4 The candidate will not use or promote any Unfairmeans activity during the examination.
- 11.1.5 In case, the candidate finds another candidate using Unfairmeans in the examination, the same will be immediately informed to the Invigilators on duty.
- 11.1.6 The candidate will bring only the following to the Examination Centre:
- **Admit Card along with passport size photograph affixed on it;**
  - **One passport-size photograph is to be affixed on Attendance Sheet.**
  - **Valid Original Identity proof, PwBD certificate, if applicable.**
  - **One Post Card Size (4”X6”) color photograph with white background should be pasted on the Proforma downloaded with the Admit Card and should be handed over to Invigilator at Centre.**
- Note: Candidate who does not bring the downloaded proforma with a postcard size (4”X6”) photograph pasted and one passport size photograph will not be allowed to sit in the examination and shall lead to his/her disqualification.*
- 11.1.7 The candidate will not bring any barred items at the Centre.
- 11.1.8 The candidate will cooperate with the staff at Examination Centre during Frisking.
- 11.1.9 The candidates will report at the allotted Examination Centre well in advance to make themselves available for compulsory physical frisking.
- 11.1.10 The candidate will follow the dress code for appearing in NEET (UG) - 2022 Examination. If candidates are wearing a customary dress, they need to report at the allotted Examination centre latest by 12:30 pm on the day of the examination.
- 11.1.11 The candidate will regularly visit the website (<https://neet.nta.nic.in/>) and also check registered email/SMS for any updates regarding the Examination.
- 11.2 In case, your ward is found breaching any of the above, the candidate (your ward) will not be permitted to enter in the Examination Centre and will not be allowed to appear in the examination.**
- 11.3 If your ward indulges in any unwanted activities, he/she shall be debarred from taking this examination as per rules and shall also be liable for criminal action and/or any other action deemed fit by the NTA.**
- 11.4 Ensure that your ward reaches the Examination Centre on or before 01:30 pm on the day of examination. For the same, your ward should leave the home well in advance considering traffic, location of the centre and weather conditions, etc. It would be appropriate to visit the Centre a day before the examination to confirm the location, distance, etc. to avoid any problem of reaching late at the centre and then not being allowed to appear in the examination.**

## Chapter 12: Instructions to be followed in the Examination Hall

- 12.1 The Examination Centre will be opened two (02) hours before the commencement of the test. No candidate shall be allowed to enter the Examination Centre after 1:30 p.m. Therefore, candidates must ensure that they leave home well in advance considering all facts like traffic, location of the Centre, weather conditions, etc. Candidates are expected to take their seats immediately after the opening of the Examination Hall.

<b>Date of Examination</b>	<b>17 July 2022 (Sunday)</b>
<b>Timing and Duration of Examination</b>	<b>02.00 pm to 05.20 pm (3 hours 20 Minutes)</b>
• Last Entry to the Examination Centre	01.30 pm
• Sitting on the seat in the Examination Hall/Room	01.15 pm onwards
• Announcement of Important Instructions and Checking of Admit Cards by the Invigilator	01.30 pm to 01.45 pm
• Distribution of Test Booklet by the Invigilator	01.45 pm
• Writing of particulars on the Test Booklet by the Candidate	01.50 pm
• <b>Test Commences</b>	<b>02.00 pm</b>
• <b>Test Concludes</b>	<b>05.20 pm</b>

- 12.2 The candidate must show, on-demand, the Admit Card for admission in the Examination Hall. A candidate who does not possess a valid Admit Card shall **not be allowed to enter the Examination Hall** by the Centre Superintendent.
- 12.3 A seat with a roll number will be allotted to each candidate. Candidates must find out and occupy their allotted seats. If a candidate is found appearing in the **Examination from a seat or room other than the allotted one, the candidature shall be cancelled.**
- 12.4 During the examination time, the Invigilator will check Admit Card of the candidates to ascertain the identity of each candidate. The Invigilators will also put their own signature in the place provided in the Answer Sheet and on the Attendance Sheet.
- 12.5 A candidate who comes after 01:30 p.m. shall not be permitted to enter the Examination Centre under any circumstances.
- 12.6 Candidates must bring **ONLY** the following documents on the day of examination at the test centre. Candidates who **will not bring these will not be allowed to sit in the examination.**

- A printed copy of Admit Card downloaded from NTA website with passport size photograph (same as uploaded on the Application form pasted on it).
- One passport size photograph (same as uploaded on the Online Application Form) for pasting on the specific space in the attendance sheet at Centre during NEET (UG) - 2022 Examination.
- **One Post Card Size (4"X6") color photograph with white background should be pasted on the Proforma downloaded with the Admit Card. The proforma with Post Card size photograph shall be handed over to the Invigilator in the Examination Hall.**
- Any one of the authorized photo IDs (must be original and valid and like PAN card/Driving License/Voter ID/Passport/Aadhaar Card /Ration Card/ Class 12 Admit Card with Photograph /any other valid photo ID issued by the Government.
- PwBD certificate issued by the Competent Authority, if claiming the relaxation under PwBD category.

- 12.7 Candidates are not allowed to bring any barred item or any item which could be used for Unfair practices. Possession of any such article with the candidates inside the Centre premises will attract the penalties of unfair practices.
- 12.8 Candidates are advised in their own interest not to bring any of the barred items to the venue of the examination as arrangements for safekeeping will not be made and candidates found in possession of these items will not be allowed to enter the Examination Centre.
- 12.9 No candidate will leave his/her seat or the Examination Room/Hall until the Test concludes as per the schedule. Candidates should not leave the Room/Hall without handing over their OMR Sheets to the invigilator on duty.
- 12.10 Smoking in the examination centre is strictly prohibited.
- 12.11 Water Bottles, Tea, coffee, cold drinks or snacks, etc. are not allowed to be taken by the candidates into the examination centre. Candidates suffering from diabetes are allowed to carry into the examination hall the eatables (with prior intimation) like sugar tablets/fruits (like banana/apple/orange) and transparent water bottles. However, they will not be allowed to carry packed foods like chocolate/ candy/sandwich, etc.
- 12.12 The Test will start exactly at the time mentioned in the Admit Card and an announcement to this effect will be made by the Invigilator.
- 12.13 Before the start of the Examination, important instructions will be communicated to the candidates by the Invigilator for strict compliance by the candidates.
- 12.14 A signal will be given at the beginning of the examination and at half-time. A signal will also be given before the closing time when the candidate must stop marking the responses.
- 12.15 The candidate must sign twice on the Attendance Sheet at the specified place, the first time immediately after the commencement of the examination and the second time while handing over the Answer Sheet to the Invigilator. The candidates are also required to put the **Thumb impression** in the space provided on the Attendance Sheet.
- 12.16 The candidate will check and ensure that the Test Booklet contains as many pages as are written on the top of the cover page.
- 12.17 For those who are unable to appear on the scheduled date of the test for any reason, a re-test shall not be held by the NTA under any circumstances.
- 12.18 The candidates, suffering from Diabetes, may be taken care of at the Centre as per the instructions issued by **NTA**.



## Chapter 13: Unfair means Practices and Breach of Examination Rules

### 13.1 Definition

**Unfair means practice is an activity that allows a candidate to gain an unfair advantage over other candidates. It includes, but is not limited to:**

- a) Being in possession of any item or article which has been prohibited or can be used for unfair practices including any stationery item, communication device, accessories, eatables, ornaments, or any other material or information relevant or not relevant to the examination in the paper concerned.
- b) Using someone to write the examination (impersonation) or preparing material for copying;
- c) Breaching examination rules or any direction issued by NTA in connection with the conduct of the NEET (UG) - 2022 examination from time to time.
- d) Assisting other candidates to engage in malpractices, giving or receiving assistance directly or indirectly of any kind or attempting to do so;
- e) Writing questions or answers on any material other than the answer sheet given by the Centre Superintendent for writing answers.
- f) Tearing of Answer Sheet, any page of the test booklet, etc.
- g) Contacting or communicating or trying to do so with any person, other than the Examination Staff, during the examination time in the Examination Centre.
- h) Taking away the answer sheet out of the examination hall/room.
- i) Smuggling out of Question Paper or its part or smuggling out answer sheet or part thereof.
- j) Threatening any of the officials connected with the conduct of the examination or threatening any of the candidates.
- k) Using or attempting to use any other undesirable method or means in connection with the examination.
- l) Manipulation and fabrication of online documents viz. admit card, rank letter, self-declaration, etc.
- m) Forceful entry/exit in/from Examination Centre/Hall.
- n) Use or attempted use of any electronic device after entering the Examination Centre;
- o) Affixing/uploading of wrong/morphed photographs on the application form/admit card/proforma.
- p) Erasing or obliterating any information printed on the OMR Answer Sheet.
- q) Providing incorrect information and/or overwriting of the Roll No./ Test Booklet No. / own Name of the Candidate / Father's Name / Mother's Name / own Signature, on the OMR Answer Sheet.

- r) **Making fake claims by manipulating the responses in the OMR sheet or tampering it in any way whatsoever, uploaded on the website for the challenge before or after the declaration of the result.**
- s) Creating obstacles in smooth and fair conduct of the examination.
- t) Any other malpractices declared as Unfairmeans by the NTA.

### 13.2 Punishment for using Unfairmeans practices

During the course of, before, or after the examination if a candidate indulges in any of the above or similar practices, he/she shall be deemed to have used unfair practices and booked under UNFAIR MEANS (U.F.M.) case. **The candidate would be debarred for 3 years in the future and shall also be liable for criminal action and /or any other action as deemed fit.**

### 13.3 Cancellation of Result

- a) The result of NEET(UG)-2022 of the candidates who indulge in Unfairmeans Practices will be cancelled and will not be declared.
- b) Similarly, the result of those candidates who appear from the Centre other than the one allotted to them, write on the Test booklet/OMR Sheet of other candidates or allow other candidates to write on their Test Booklet/OMR Sheet will be cancelled (and will not be declared).

## Chapter 14: Post Examination Activities and Declaration of Result

### 14.1 Display of OMR sheets and responses on the website and challenging the grading of questions on OMR

- 14.1.1 After the conduct of the examination, NTA will display the scanned images of OMR Answer Sheets and recorded responses by the machine, of all candidates on the website (<https://neet.nta.nic.in/>). **The exact date of display of scanned images of OMR Answer Sheets shall be communicated after the examination on the NTA website.**
- 14.1.2 Applicants will be given an opportunity to submit representation against the OMR grading by paying a **non-refundable processing fee of ₹ 200/- per question challenged.**
- 14.1.3 Representations made by the candidates against the OMR grading will be verified by the NTA from the actual record and the same will be updated in the data if challenges are found to be correct. However, no intimation in this regard will be sent to an individual candidate.
- 14.1.4 Applicants are advised to visit the website <https://neet.nta.nic.in/> for viewing and downloading the image of the OMR Answer Sheet by the candidates.

### 14.2 Display of Answer Key for the challenge

- 14.2.1 The NTA will display the Provisional Answer Key of the questions, giving an opportunity to the candidates to challenge, in case of any doubt in the answer key published on the website <https://neet.nta.nic.in/>. **For the exact date of display of the Answer Key, candidates may regularly check updates on the NTA website after the examination.**
- 14.2.2 Candidates will be given an opportunity to make an online challenge against the provisional Answer Key by paying a **non-refundable processing fee of ₹ 200/- per answer challenged**, within a specified period as indicated in the Public Notice.
- 14.2.3 Challenges made by the candidates will be verified by the NTA with the help of a panel of subject experts. If found correct, the answer key will be revised accordingly. Based on the revised Final Answer Key, the result will be prepared and declared.
- 14.2.4 **No individual candidate will be informed about the acceptance/non-acceptance of his/her challenge.**
- 14.2.5 The key finalized after the challenges will be treated as final.

### 14.3 Declaration of Result

- 14.3.1 The *National Testing Agency* will evaluate the Answer Sheets using standard procedure and the result will be displayed on the website: <https://neet.nta.nic.in/> and thereafter candidates may download their respective Score Cards.
- 14.3.2 The NTA will prepare the Merit List/ All India Rank (AIR) as per Qualifying Criteria and other norms as mentioned in Chapter 14 of this Bulletin as well as the relevant

regulations/ guidelines of NMC/DGHS/MCC and Ministry of AYUSH / NCISM /CCIM/NCH/CCH/AACCC, as the case may be. All Candidates appearing in NEET (UG) - 2022 must regularly check updates on the website of NTA (<https://neet.nta.nic.in/>); MoH&FW (<https://www.mohfw.gov.in/>); AYUSH Ministry ([www.ayush.gov.in](http://www.ayush.gov.in)); DGHS(<https://dghs.gov.in/>); Medical Counselling Committee (<https://mcc.nic.in/WebinfoUG/Page/Page?PageId=1&LangId=P>); (Admission Central Counselling Committee of Ministry of AYUSH (<https://aacc.gov.in/>) and other concerned Authorities of participating States / Universities / Institutions, till the conclusion of the final round of Counselling.

#### 14.4 Re-checking/re-evaluation of answer sheets

- The machine–gradable Answer Sheets are evaluated with extreme care and are repeatedly scrutinized.
- There is no provision for re-checking/re-evaluation of the answer sheets. This is because of the following reasons:
  - i. The OMRs are machine gradable and are being evaluated through specific software impartial to all.
  - ii. The candidates are given an opportunity to make the representation on the OMR gradation of their OMR sheets and also given an opportunity to challenge the answer key in case of any doubt.
- **No correspondence in this regard will be entertained.**

#### 14.5 Use of the Result of NEET (UG) - 2022 by other Organizations

**The Result of the NEET (UG) - 2022 may be utilized by other Entities of Central/State Governments,** in accordance with their respective eligibility criteria / other norms /applicable regulations/guidelines/ rules.

## Chapter 15: Merit List and Qualifying Criteria

### 15.1 Qualifying Criteria

**15.1.1** The *National Testing Agency* will prepare an *All India Merit List* of successful candidates for **NEET (UG) – 2022** based on the eligibility criteria prescribed by the *National Medical Commission* and *Dental Council of India*.

**15.1.2** The eligibility criteria are as follows:

- a) In order to be eligible for admission to **Undergraduate Medical Courses** for a particular academic year in case of General, General-EWS, it shall be necessary for a candidate to obtain a minimum of marks at the **50<sup>th</sup> percentile in *National Eligibility Cum Entrance Test* to **Undergraduate Medical Courses**** held for the said academic year. However, in respect of candidates belonging to Scheduled Castes, Scheduled Tribes, Other Backward Classes, the minimum marks shall be at the **40<sup>th</sup> percentile**. In respect of candidates with Benchmark, Disabilities specified under the *Rights of Persons with Disabilities Act, 2016*, the minimum marks shall be at **45<sup>th</sup> percentile** for Unreserved Category & GEN-EWS Category candidates and 40<sup>th</sup> percentile for SC/ST/OBC-NCL candidates. The percentile shall be determined on the basis of the highest marks secured in the All India common merit list in the *National Eligibility Cum Entrance Test* for admission to **Undergraduate Medical Courses**.
- b) Provided when a sufficient number of candidates in the respective categories fail to secure minimum marks as prescribed in *National Eligibility Cum Entrance Test* held for any academic year for admission to **Undergraduate Medical Courses**, the Central Government in consultation with the Medical Council of India and Dental Council of India, Central Council of Indian Medicine and Central Council of Homeopathy may at its discretion lower the minimum marks required for admission to **Undergraduate Medical Courses** for candidates belonging to respective categories and marks so lowered by the Central Government shall be applicable for the said academic year only.
- c) To be eligible for admission to the **Undergraduate Medical Courses**, a candidate must have passed in the subjects of Physics, Chemistry, Biology/Biotechnology, and English individually and must have obtained a minimum of 50% marks taken together in Physics, Chemistry, Biology/Bio-technology at the Qualifying Examination as mentioned in Graduate Medical Education Regulations-1997 as amended in 2018 and BDS Course Regulations, 2007 and in addition, must have come in the merit list of *National Eligibility Cum Entrance Test* for admission to **Undergraduate Medical Courses**. In respect of the candidates belonging to the SC, ST, and OBC-NCL categories, the marks obtained in Physics, Chemistry, Biology/Biotechnology taken in the qualifying examination and competitive examination (Physics, Chemistry, Biology) must be 40% marks instead of 50%. In respect of candidates with Benchmark, Disabilities specified under the Rights of Persons with Disabilities Act, 2016, the minimum marks in qualifying examinations in Physics, Chemistry, and Biology/Biotechnology taken together must be 40% instead of 50% for the Unreserved category & GEN-EWS candidates and 40% for SC/ST/OBC-NCL candidates. For admission in BUMS (Bachelor of Unani Medicine and Surgery) Course, the candidate must have passed the 10th standard with Urdu or Arabic or

Persian language as a subject, or clear the test of Urdu of 10th Standard (wherever there is provision to conduct of such test) in the entrance examination conducted by the University or Board or registered Society or Association authorized by the Government to conduct such examination. For admission in the BSMS (Bachelor of Sidhha Medicine and Surgery) course, the Candidate must have passed Tamil as one of the subjects in the 10th Standard/in Higher Secondary course or Candidates shall have to study Tamil as a subject during the First Professional course.

- d) *Candidates who have passed Class 12 from Open School or as private candidates shall not be eligible to appear for the 'National Eligibility Cum Entrance Test'. Furthermore, a study of Biology/Biotechnology as an Additional Subject at Class 12 level also shall not be permissible. \**

*\*(Note: "The proviso in italics has been a subject matter of challenge before the Hon'ble High Court of Delhi, Hon'ble High Court of Allahabad, Lucknow Bench, and Hon'ble High Court of Madhya Pradesh at Jabalpur. The provisions of the regulations disqualifying recognized Open School Board candidates and the candidates who have studied Biology/Biotechnology as an Additional Subject has been struck down.")*

*\*The Medical Council of India has preferred Special Leave Petitions before the Hon'ble Supreme Court and Appeals in the Hon'ble High Courts. Therefore, the candidatures of candidates in the NEET (UG)-2022 who have passed the qualifying examinations i.e. Class 12 from National Institute of Open Schooling or State Open Schools or as private candidates from recognized State Boards; or with Biology/Biotechnology as an additional subject shall be allowed but subject to the outcome of Special Leave Petitions/Appeals filed by the Medical Council of India".*

- (e) Provided that a candidate who has appeared in the qualifying examination, the result of which has not been declared, may be provisionally permitted to take up the competitive entrance examination and in case of selection for admission to the **Undergraduate Medical Courses**, he/she shall not be admitted to that course until he/she fulfills the eligibility criteria as specified above. For details, candidates may refer to the Graduate Medical Education Regulations, 1997 and BDS Course Regulations, 2007, the Indian Medicine Central Council (Minimum Standards of Education in Indian Medicine) Regulation, and the Homeopathy (Degree Course) Regulations, 1983.
- (f) The criteria for minimum qualifying marks to be eligible for admission to MBBS courses shall also be applicable to concerned INIs.

**A list of the successful candidates in order of All India Rank based on the marks obtained in the National Eligibility Cum Entrance Test (NEET) UG – 2022 will be prepared by the NTA.**

## 15.2 The *inter-se-merit* of candidates for tie-breaking

In case of two or more candidates obtain equal marks/percentile scores in the NEET (UG) - 2022, the inter-se-merit shall be determined as follows:

- a. Candidate obtaining higher marks/percentile score in Biology (Botany & Zoology) in the Test, followed by,

- b. Candidate obtaining higher marks/percentile score in Chemistry in the Test, followed by,
- c. Candidate obtaining higher marks/percentile score in Physics in the Test, followed by,
- d. Candidate with less proportion of the number of attempted incorrect answers and correct answers in all the subjects in the Test,
- e. Candidate with less proportion of a number of attempted incorrect answers and correct answers in Biology (Botany & Zoology) in the Test, followed by
- f. Candidate with less proportion of a number of attempted incorrect answers and correct answers in Chemistry in the Test, followed by
- g. Candidate with less proportion of a number of attempted incorrect answers and correct answers in Physics in the Test, followed by
- h. Candidate Older in Age, followed by
- i. Application Number in ascending order

### 15.3 Merit list for counselling under 15% All India Quota

The merit list of the eligible and successful candidates who have opted for 15% of All India quota seats will be prepared by the NTA on the basis of marks obtained in the **NEET (UG) - 2022**. The list of successful candidates shall be forwarded to **the Directorate General of Health Services (Medical Examination Cell), Ministry of Health and Family Welfare, Government of India, and Ministry of AYUSH, Govt. of India** for the purpose of allotment of seats by Online Counselling to 15% All India Quota Seats.

### 15.4 Merit list for seats other than 15% All India Quota

- (a) NTA will provide All India Rank and Result will be shared with the **DGHS, Ministry of Health and Family Welfare, Govt of India and Ministry of AYUSH, Govt. of India** to provide the same to the Admitting Authorities.
- (b) Admitting Authorities will invite applications for Counselling.
- (c) The admitting/counselling authorities will draw a merit list of the candidates based on All India Rank in the respective categories declared by the candidates at the time of applying for admission/counselling as per State applicable rules.

## Chapter 16: Eligibility Criteria/Quota of Seats/Reservation/Result Criteria/ Counselling for Admission to BAMS/BSMS/BUMS/BHMS Courses

### 16.1 Admission to all seats of BAMS, BSMS, BUMS, and BHMS Courses through NEET (UG) – 2022\*

Admissions to all seats of Undergraduate Ayurveda, Siddha, Unani, and Homoeopathy Courses will be done through NEET (UG) – 2022 as per the provisions of the Indian Medicine Central Council (Minimum Standards of Education in Indian Medicine) Amendment Regulations (2018) and Homeopathy (Degree Course) Amendment Regulations (2018) under Indian Medicine Central Council Act 1970 and the Homoeopathy Central Council Act, 1973, as notified by the Central Council of Indian Medicine and Central Council of Homeopathy respectively (which are Regulatory Bodies of the above-mentioned Courses under the Ministry of AYUSH).

#### 16.1.1 \*Eligibility Criteria for admission to BAMS/BSMS/BUMS /BHMS Courses

- a) The candidate must have passed intermediate Class 12 or its equivalent examination recognized by the concerned State Government and Education Board with the subjects of Physics, Chemistry, Biology, and English individually and must have obtained a minimum of 50% marks taken together in Physics, Chemistry and Biology at the aforesaid qualifying examination in the case of general category and 40% Marks in the case of the Scheduled Castes, Scheduled Tribes, and Other Backward Classes.
- b) In respect of persons with disability candidates specified under the Rights of Persons with Disabilities Act, 2016 (49 of 2016), the minimum qualifying marks in the said qualifying examination in Physics, Chemistry, and Biology shall be 40%.
- c) No candidate shall be admitted to BAMS, BSMS, BUMS, and BHMS Degree Courses unless he has attained the **age of seventeen years on or before the 31<sup>st</sup> December of the year** of his admission in the first year of the course and not more **than of twenty-five years on or before the 31<sup>st</sup> December of the year of admission** in the first year of the course. Provided that the upper age limit may be relaxed by five years in the case of the Scheduled Castes, Scheduled Tribes, Other Backward Classes, and physically handicapped candidates.

**Note:**

1. For admission to the BUMS course, the candidate must have also passed the 10<sup>th</sup> standard with Urdu or Arabic or Persian language as a subject, or clear the test of Urdu of 10<sup>th</sup> Standard (wherever there is provision to conduct of such test) in the entrance examination conducted by the University or Board or registered Society or Association authorized by the Government to conduct such examination.
2. For admission to the BSMS course, the Candidate must have also passed Tamil as one of the subjects in the 10<sup>th</sup> Standard or in the Higher Secondary course or the candidate shall have to study Tamil as a subject during the First Professional course.
3. \*Please see the list of Abbreviations



**16.1.2 \*The Quota of Seats for Admission to BAMS/ BSMS/BUMS /BHMS Courses:**

- a. All India quota Government.
- b. All India quota Government aided.
- c. All India quota Private.
- d. State Govt. quota/ Institutional quota.
- e. Central Universities/National Institutes.
- f. Deemed to be Universities.
- g. Management/NRI Quota.

**16.1.3 \*Reservation of Seats for SC, ST, OBC, EWS, PwBD, etc. for admission to BAMS/BSMS/BUMS /BHMS Courses**

Reservation Policy of the Central Government in All India Quota seats (Govt./Govt. aided/National Institutes/Central Universities) counseling is as follows:

- **SC- 15%**
- **ST- 7.5%**
- **PwBD- 5% Horizontal Reservation**
- **OBC (Non- Creamy Layer)- 27 % Only in National Institutes/Central Universities**
- **EWS- 10% Only in National Institutes/Central Universities**

**Note:** Guidelines regarding admission of students with “Specified Disabilities” under the Rights of Persons with Disabilities Act, 2016 with respect to admission in BAMS/BSMS/BUMS course shall be as per the criteria prescribed in the regulations as per the CCIM Gazette notification dated 18/06/2019 and in BHMS as per the CCH Gazette notification dated 19/06/2019.

In case of State quota seats counseling under other than minimum 15% All India Quota seats, the reservation policy of the concerned State Govt. shall apply.

**16.1.4 \*Percentile criteria for declaration of Result / Ranking for BAMS, BSMS, BUMS, and BHMS Courses.**

In order to be eligible for admission to under-graduate BAMS, BSMS, BUMS, and BHMS Courses, it shall be necessary for a candidate to obtain a minimum of marks at **50<sup>th</sup> percentile** in the ‘National Eligibility Entrance Test for undergraduate course’ held for the said academic year:

Provided that in respect of-

- a. For candidates belonging to the **Scheduled Castes, Scheduled Tribes, and Other Backward Classes**, the minimum marks shall be at the **40<sup>th</sup> percentile**;
- b. candidates with benchmark disabilities specified under the Rights of Persons with Disabilities Act, 2016 (49 of 2016), the minimum marks shall be at **45<sup>th</sup> percentile** in the case of **general category** and **40<sup>th</sup> percentile** in the case of the **Scheduled Castes, Scheduled Tribes, and Other Backward Classes**.

**16.1.5 \*Counselling Provisions for admission to BAMS, BSMS, BUMS, and 15% Courses.**

- a. An All India Merit List of the qualified candidates shall be prepared on the basis of All India Rank in the Merit List of the NEET (UG) - 2022 and candidates shall be admitted

- to Undergraduate Ayurveda, Siddha, Unani and Homeopathy Course (ASU & H Courses) from the said list only, with existing reservation policy.
- b. Counselling for all India quota seats of Ayurveda, Siddha, Unani & Homoeopathy Government, Government aided Institutes, Central Universities, National Institutes, Deemed to be Universities will be conducted by Ayush Admissions Central Counseling Committee (AACCC), and counseling for AIQ seats of Private ASU & H Institutes will be conducted by an authority designated by Central Government and Counselling for State quota seats will be conducted by respective State Government counselling authority as per the provisions of Regulations notified under IMCC Act, 1970 and HCC ACT, 1973.
  - c. \*The details filled by the candidate like candidate category, phone number, and email, etc. in NEET (UG)-2022 Online Application will be used for the purpose of **All India quota seats counselling**. No request for change in candidate category at the time of all India quota seats counselling will be entertained by the counselling authority for all India quota seats designated by the Central Government.
  - d. The NTA will have no responsibility with regard to the matters relating to counselling/admission to BAMS, BSMS, BUMS, and BHMS Courses.
  - e. For further details regarding the counselling/admission to BAMS/BSMS/BUMS/BHMS Courses, the following **Authorities** may be contacted :
    - i. **The Director (SRKV), Ministry of AYUSH, AYUSH Bhawan, B-Block, GPO Complex, INA, New Delhi – 110023,**  
**(Email : [counseling-ayush@gov.in](mailto:counseling-ayush@gov.in);**  
**Website: <https://aacc.gov.in/aaccug/home/homepage> )** for administrative issues only.
    - ii. AYUSH Admissions Central Counseling Committee (AACCC), Ministry of AYUSH  
**(Email: [counseling-aacc@aiia.gov.in](mailto:counseling-aacc@aiia.gov.in);**  
**Website: <https://aacc.gov.in/aaccug/home/homepage>)** for queries related to all India quota seat counseling only.
    - iii. AYUSH Admissions Counselling Committee of the Directorate of AYUSH of respective State Governments / UTs.

### Important Information for the Application Process

- a. Regarding the application process and other details, the aspiring Candidates of BAMS/BSMS/BUMS/BHMS Courses may peruse the relevant information /documents mentioned in other chapters/ paras, corresponding appendices, apart from the provisions mentioned above in this Chapter.
- b. The relevant Regulations / Guidelines / Instructions / Notifications / Circulars of the Ministry of AYUSH /AYUSH Admissions Central Counseling Committee/ National Commission for Indian System of Medicine/ Central Council of Indian Medicine / National Commission of Homoeopathy /Central Council of Homeopathy, as the case may be, may be referred to for those matters, which are not mentioned above in this Chapter or in any other Chapter / Appendices of this Information Bulletin.

*[Source: Ministry of AYUSH (MoA)]*

## Chapter 17: Miscellaneous Provisions

### 17.1 Caution Notice

- 17.1.1 Candidates are advised to refer to only NEET (UG) website: <https://neet.nta.nic.in/> for authentic information and periodic updates.
- 17.1.2 Candidates are advised to be careful about any wrong information/false claim of any person or institute regarding the NEET (UG) Examination or securing a seat on the basis of its Result.
- 17.1.3 Candidates are advised to bring any such information to the notice of NTA through e-mail at [neet@nta.ac.in](mailto:neet@nta.ac.in).

### 17.2 Non-Disclosure Agreement (NDA)

- 17.2.1 NEET (UG) 2022 is a proprietary Examination and is conducted by NTA on behalf of NMC, Ministry of Health & Family Welfare (MoHFW). The contents of this exam are confidential, proprietary and are owned by NTA/NMC/MoHFW and explicitly prohibits the candidate from publishing, reproducing, or transmitting any or some content of this test, in whole or in part, in any form or by any means, verbal or written, electronic or mechanical or for any purpose. Hangouts, Blogs, etc. using either one's own account or proxy account (s).
- 17.2.2 By registering for and /or appearing in NEET (UG) - 2022, the candidate explicitly agrees to the above Non-Disclosure Agreement and general terms of use for NEET (UG) - 2022 as contained in this Information Bulletin of NEET (UG) – 2022 and website <https://neet.nta.nic.in/>.
- 17.2.3 Violation of any act or breach of the same shall be liable for penal action and cancellation of the candidature at the bare threshold.

### 17.3 Correspondence regarding NEET (UG) 2022

The Candidates are required to submit their genuine queries/grievances relating to their Candidature for the NEET (UG) - 2022 Exam as a matter of course through the QRS System of NTA available on the website of NTA (<https://neet.nta.nic.in/>). The email query/grievance relating to this Exam may be addressed to: [neet@nta.ac.in](mailto:neet@nta.ac.in), only if a response is not received from NTA in QRS. However, such email should not be anonymous and must contain: the name, registration/application no/roll no., postal address of the Candidate, and contact number of the sender. An email containing vague or general queries shall not be entertained. Considering the volume of queries/questions received from the Candidates and /or on their behalf, NTA cannot guarantee to reply to each and every email received from the Candidates. In no case, repetitive emails on the same issue/matter would be entertained. Queries shall not be entertained from persons claiming to be representatives, associates, or officiate of the applicant candidate.

The following information shall not be revealed by phone or email:

- a. Internal documentation/status.
- b. The internal decision-making process of NTA. Any claim/counterclaim thereof.
- c. Dates & venue of internal meetings or name of the staff/officers dealing with it.

- d. Any information which in the opinion of NTA cannot be revealed.

*(Note: In terms of the Communication (vide Letter No. 35-5/2017-TS.I dated 24.11.2020) of the Department of Higher Education, Ministry of Education, Govt. of India, the complaints/suggestions/grievances relating to NEET (UG) may be addressed directly to NTA or to the Ministry of Health and Family Welfare and /or Administrative Head of the concerned Organization, for redressal).*

#### 17.4 Common Services Centres/Facilitation Centres

- 17.4.1 Candidates who are not well conversant with submitting the online application due to various constraints can use the services of Common Services Centre, Ministry of Electronics and Information Technology, Government of India under the Digital India initiatives of Hon'ble Prime Minister. The Common Services Centre (CSC) scheme is a part of the ambitious National e-Governance Plan (NeGP) of the Government of India and is managed at each village panchayat level by a Village Level Entrepreneur (VLE).
- 17.4.2 There are more than 1.5 lakhs Common Services Centres (CSC) across the country which will provide the desired support to candidates from urban as well as rural areas in online submission of Application Form and payment of fee through e-wallet. The list of the Common Services Centre is available on the website: [www.csc.gov.in](http://www.csc.gov.in).

#### 17.5 Weeding out Rules

**The record of National Eligibility cum Entrance Test NEET (UG)-2022 would be preserved only up to 90 days from the date of declaration of result.**

#### 17.6 Legal Jurisdiction

All disputes pertaining to the conduct of the NEET (UG) - 2022 Examination including Results shall fall within the **jurisdiction of Delhi/New Delhi** only. Further, any legal question arising out of the Examination shall be entertained **only when raised within 30 days from the declaration of result.**

*(Note: - In terms of the Communication (vide Letter No. 35-5/2017-TS.I dated 24.11.2020) of the Department of Higher Education, Ministry of Education, Govt. of India, the Ministry of Health and Family Welfare (and not the Ministry of Education) has to defend the interest of Union of India in the Court Cases relating to NEET (UG).*

**The National Medical Commission Act (2019)**

SEC. 1]

THE GAZETTE OF INDIA EXTRAORDINARY

9

CHAPTER IV

NATIONAL EXAMINATION

14. (1) There shall be a uniform National Eligibility-cum-Entrance Test for admission to the undergraduate and postgraduate super-speciality medical education in all medical institutions which are governed by the provisions of this Act:

National Eligibility-cum-Entrance Test.

Provided that the uniform National Eligibility-cum-Entrance Test for admission to the undergraduate medical education shall also be applicable to all medical institutions governed under any other law for the time being in force.

(2) The Commission shall conduct the National Eligibility-cum-Entrance Test in English and in such other languages, through such designated authority and in such manner, as may be specified by regulations.

(3) The Commission shall specify by regulations the manner of conducting common counselling by the designated authority for admission to undergraduate and postgraduate super-speciality seats in all the medical institutions which are governed by the provisions of this Act:

Provided that the designated authority of the Central Government shall conduct the common counselling for all India seats and the designated authority of the State Government shall conduct the common counselling for the seats at the State level.

15. (1) A common final year undergraduate medical examination, to be known as the National Exit Test shall be held for granting licence to practice medicine as medical practitioners and for enrolment in the State Register or the National Register, as the case may be.

National Exit Test.

(2) The Commission shall conduct the National Exit Test through such designated authority and in such manner as may be specified by regulations.

(3) The National Exit Test shall become operational on such date, within three years from the date of commencement of this Act, as may be appointed by the Central Government, by notification.

(4) Any person with a foreign medical qualification shall have to qualify National Exit Test for the purpose of obtaining licence to practice medicine as medical practitioner and for enrolment in the State Register or the National Register, as the case may be, in such manner as may be specified by regulations.

(5) The National Exit Test shall be the basis for admission to the postgraduate broad-speciality medical education in medical institutions which are governed under the provisions of this Act or under any other law for the time being in force and shall be done in such manner as may be specified by regulations.

(6) The Commission shall specify by regulations the manner of conducting common counselling by the designated authority for admission to the postgraduate broad-speciality seats in the medical institutions referred to in sub-section (5):

Provided that the designated authority of the Central Government shall conduct the common counselling for All India seats and the designated authority of the State Government shall conduct the common counselling for the seats at the State level.

CHAPTER V

AUTONOMOUS BOARDS

16. (1) The Central Government shall, by notification, constitute the following Autonomous Boards, under the overall supervision of the Commission, to perform the functions assigned to such Boards under this Act, namely:—

Constitution of Autonomous Boards.

(a) the Under-Graduate Medical Education Board;

**Self-Declaration Proforma for Candidates belonging to UT of J&K**

**Application no:**

Photo

I, .....Son/Daughter  
of ..... do hereby solemnly affirm and state as follows:

- 1) That I am not eligible to appear for the **Undergraduate Medical Courses** seats in the UT of J&K and hence not eligible to seek admission in Medical/Dental/Ayurveda/Siddha/Unani/Homeopathy Colleges of UT of J&K.
- 2) That I am not domiciled in the UT of J&K.
- 3) That I further declare that the said declaration is made by me on my own after knowing and understanding all the rules and their implications.
- 4) That if the above statement of mine is found incorrect at any time, my candidature/ admission in **NEET (UG) - 2022, Undergraduate Medical Courses** be cancelled and legal action as the deemed fit may be initiated against me.

**Date:**

**Left-hand thumb  
impression**

**Signature of  
Candidate**

**Name:**

**Father's Name:**

**Mother's Name:**

**Address:**

*This declaration will be auto-generated and submitted online only at the time of filling the online application form by the candidates belonging to UT of J&K and Ladakh and claiming 15% seats under All India Quota.*

**State Medical Education Directorates & Offices where Counselling related information is available**

<b>DIRECTORATE GENERAL OF HEALTH SERVICES</b>	<b>15% ALL INDIA QUOTA, CENTRAL INSTITUTIONS, ESIC, BHU &amp; AMU, AFMC AND DEEMED UNIVERSITIES, COUNSELLING</b>
<b>Prof (Dr) B. Srinivas</b> The Assistant Director General (ME), Directorate General Of Health Services Room No.352, 'A' Wing, Nirman Bhawan, New Delhi	Telephone No. : 011-23062493 Fax No. : 011-23061907 Website : <a href="http://www.mcc.nic.in">www.mcc.nic.in</a> E-Mail ID : <a href="mailto:aiqpmt-mcc@nic.in">aiqpmt-mcc@nic.in</a>
<b>MINISTRY OF AYUSH</b> The Director (SRKV), Ministry of AYUSH, AYUSH Bhawan, B-Block, GPO Complex, INA, New Delhi- 110023	<b>15% ALL INDIA QUOTA, CENTRAL INSTITUTIONS, CENTRAL UNIVERSITY, DEEMED UNIVERSITY &amp; NATIONAL INSTITUTES (AYURVEDA/SIDDHA/UNANI/HOMEOPATHY COLLEGES)</b> Telephone No.: 011-24651980 Website: <a href="http://www.aacc.gov.in">www.aacc.gov.in</a> Email: <a href="mailto:Counselling-ayush@gov.in">Counselling-ayush@gov.in</a>
<b>DETAILS OF STATES/UNION TERRITORIES COUNSELLING AUTHORITIES</b>	<b>85% STATE QUOTA AND SEATS FALLING UNDER STATE/UNION TERRITORY JURISDICTION</b>
<b>ANDAMAN &amp; NICOBAR ISLANDS</b>	
The Director (Health Services), Directorate of Health Services, Andaman & Nicobar Administration, Secretariat, Port Blair-744101	Telephone No. : 03192-233331 Fax No. : 03192-232910 Website : <a href="http://www.dhs.andaman.gov.in">www.dhs.andaman.gov.in</a> E-mail ID : <a href="mailto:dirdhs.and@nic.in">dirdhs.and@nic.in</a>
<b>ARUNACHAL PRADESH</b>	
The Director (Health Services), Directorate of Health Services Govt. of Arunachal Pradesh, Naharlagun, Arunachal Pradesh-791110 Distt. Papumpare	Telephone No. : 0360-2244248 Fax No. : 0360-2244182 Website : <a href="http://www.apdhte.nic.in/">http://www.apdhte.nic.in/</a> E-mail ID : <a href="mailto:dhsnlq@gmail.com">dhsnlq@gmail.com</a>
<b>ASSAM</b>	
The Director of Medical Education Office of the Director of Medical Education, Sixmile, Khanapara, Guwahati, Assam, Pin-781022	Telephone No. : 0361-2366236 Fax No. : 0361-2366236 Website : <a href="http://www.dmeassam.gov.in">www.dmeassam.gov.in</a> E-mail ID : <a href="mailto:dmeassam@gmail.com">dmeassam@gmail.com</a> , <a href="mailto:dme@assam.gov.in">dme@assam.gov.in</a>
<b>ANDHRA PRADESH</b>	
The Directorate of Medical Education Old Govt. General Hospital Hanumanceta Amravati, Vijaywada - 520003	Tel. (Off) : 0866-2574065 Fax No. : E-mail ID : <a href="mailto:dmegoap@yahoo.co.in">dmegoap@yahoo.co.in</a> Website : <a href="http://www.dme.ap.nic.in">www.dme.ap.nic.in</a>
<b>BIHAR</b>	
The Director of Medical Education Directorate of Health Services, Department of Health & Family Welfare, Vikas Bhawan Patna-800001, Bihar	Telephone No. : 0612-2234992 Website : <a href="http://health.bih.nic.in/">http://health.bih.nic.in/</a> E-mail ID : <a href="mailto:as-health-bih@nic.in">as-health-bih@nic.in</a>

## Information Bulletin: NEET (UG) - 2022

<b>CHANDIGARH</b>	
The Director Principal Govt. Medical College Hospital, Sector-32, Chandigarh	Telephone No. : 0172-2601023-4321 Fax No. : 0772-2609360 Website : <a href="http://www.gmch.gov.in">www.gmch.gov.in</a> E-mail ID : <a href="mailto:dpgmcc@yahoo.com">dpgmcc@yahoo.com</a>
<b>CHHATTISGARH</b>	
The Director of Medical Education Directorate of Medical Education Old Nurses Hostel, Mantralaya Complex, Raipur-492001, Chhatisgarh	Telephone No. : 0771-4264052, 2221621 Fax No. : 0771-2234451 Website : <a href="http://www.cgdme.in">www.cgdme.in</a> E-mail ID : <a href="mailto:cgdme@rediffmail.com">cgdme@rediffmail.com</a>
<b>DADRA AND NAGAR HAVELI</b>	
The Director of Education 1st Floor, Building No.5, P.W.D. Office Complex, Dadra and Nagar Haveli, Silvassa	Telephone No. : 0260-2630792 Fax No. : 0260-2642006 Website : <a href="http://dnh.nic.in/">http://dnh.nic.in/</a> E-mail ID : <a href="mailto:asde-admn-dnh@nic.in">asde-admn-dnh@nic.in</a>
<b>DAMAN &amp; DIU (UT)</b>	
The Assistant Director (Technical Education) UT Administration of Daman & Diu Government Polytechnic, Varkund, MotaFalia Nani Daman-396210	Telephone No. : 0260-2231707, 2230468 Fax No. : 0260-2251351 Website : <a href="http://daman.nic.in">http://daman.nic.in</a> E-mail ID : <a href="mailto:pers.dd@nic.in">pers.dd@nic.in</a> <a href="mailto:ceodp-dmn-dd@nic.in">ceodp-dmn-dd@nic.in</a>
<b>DELHI</b>	
Guru Gobind Singh Indraprastha University Sector - 16C, Dwarka, New Delhi - 110078	Phone : +91-11-25302170, Fax : +91-11- 25302111 E-Mail Id : <a href="mailto:ggsipu.pr@rediffmail.com">ggsipu.pr@rediffmail.com</a> <a href="mailto:pro@ipu.ac.in">pro@ipu.ac.in</a>
<b>GOA</b>	
The Assistant Director Centralized Admission Division (CAD) Directorate of Technical Education, Alto-Porvorim, Goa-403571	Telephone No. : 0832-2416370 Fax No. : 0832-2413572 Website : <a href="http://www.dtegoa.gov.in">www.dtegoa.gov.in</a> E-mail ID : <a href="mailto:dir-dte.goa@nic.in">dir-dte.goa@nic.in</a>
<b>GUJARAT</b>	
The Dean B.J. Medical College, Asarwa, Ahmedabad Gujarat	Telephone No. : 079-22680074 Fax No. : 079-22683067 Website : <a href="http://www.bjmc.org">www.bjmc.org</a> E-mail ID : <a href="mailto:dean.bjmc@hotmail.com">dean.bjmc@hotmail.com</a>
<b>HARYANA</b>	
The Director Medical Education & Research Haryana Paryatan Bhawan, Bays No.55-58, Sector-2, Panchkula.	Telephone No. : 0172-2560799 Fax No. : 0172-2566556 Website : <a href="http://haryanahealth.nic.in">haryanahealth.nic.in</a> E-mail ID : <a href="mailto:dmer.haryana@gmail.com">dmer.haryana@gmail.com</a>
<b>HIMACHAL PRADESH</b>	
The Director Medical Education & Research, Block No.06, SDA Complex, Kusumti, Shimla-171009.	Telephone No. : 0177-2624895 Fax No. : 0177-2620733 Website : <a href="http://www.hp.gov.in/hpdmer">www.hp.gov.in/hpdmer</a> E-mail ID : <a href="mailto:directorateme@yahoo.com">directorateme@yahoo.com</a>
<b>JAMMU &amp; KASHMIR</b>	



## Information Bulletin: NEET (UG) - 2022

The Director (Health Services) Directorate of Health Services, Jammu Division, Near MLA's Hostel, Jammu Tawi Jammu - 180001	Telephone No. : 0191-2546338 (O) Fax No. : 0191-2549632, 2566599 Website : <a href="http://www.jkhealth.org">http://www.jkhealth.org</a> E-mail ID : dhsjammu@rediffmail.com
The Director (Health Services) Directorate of Health Services, Old Secretariat (J & K), Srinagar, Kashmir	Telephone No. : 0194-2452052 (O) Fax No. : 0194-24527313 Website : <a href="http://www.jkhealth.org">http://www.jkhealth.org</a> E-mail ID : amarist786@gmail.com, dhsk76@gmail.com
<b>JHARKHAND</b>	
The Controller of Examination Jharkhand Combined Entrance Competitive Examination Board, Science & Technology Campus, SirkhaToli, Namkum-Tupudana Road, Namkum, Ranchi -834023	Telephone No. : 0651-6999170-71 Fax No. : 0651-2230336 Website : <a href="http://www.jceceb.jharkhand.gov.in">www.jceceb.jharkhand.gov.in</a> E-mail ID : jceceboard@gmail.com
<b>KARNATAKA</b>	
Directorate of Medical Education Anand Rao Circle Bangalore-560009	Telephone No. : 080-22870060 Fax No. : 080-22875798 Website : <a href="http://www.karnataka.gov.in/dmekarnataka">http://www.karnataka.gov.in/dmekarnataka</a> E-mail ID : dmekarnataka2021@gmail.com
<b>KERALA</b>	
The Commissioner for Entrance Examinations Vth Floor, Housing Board Buildings, Santhi Nagar, Thiruvananthapuram-695001	Telephone No. : 0471-2332120, 2338487 Fax No. : 0471-2337228 Website : <a href="http://www.cee-kerala.org">www.cee-kerala.org</a> E-mail ID : <a href="mailto:ceekinfo@cee.kerala.gov.in">ceekinfo@cee.kerala.gov.in</a>
<b>LADAKH (UT)</b>	
The Director (Health Services) Directorate of Health Services, Jammu Division, Near MLA's Hostel, Jammu Tawi Jammu - 180001	Telephone No. : 0191-2546338 (O) Fax No. : 0191-2549632, 2566599 Website : <a href="http://www.jkhealth.org">http://www.jkhealth.org</a> E-mail ID : dhsjammu@rediffmail.com
<b>LAKSHADWEEP (UT)</b>	
The Director of Education Department of Education UT of Lakshadweep.	Telephone No. : 04896-262241 Fax No. : 04896-262264 Website : <a href="http://www.lakshadweep.nic.in">www.lakshadweep.nic.in</a> E-mail ID : <a href="mailto:lk-doe@hub.nic.in">lk-doe@hub.nic.in</a>
<b>MAHARASHTRA</b>	
COMMISSIONERATE, STATE COMMON ENTRANCE TEST CELL 8 <sup>th</sup> Floor, New Excelsior Building, A. K. Nayak Marg, Fort, Mumbai-400001	Telephone No. : 022-22016157/59/53, 022-22016134/19/28 Website: <a href="http://www.mahacet.org">www.mahacet.org</a> E-mail ID : <a href="mailto:maharashtra.cetcell@gmail.com">maharashtra.cetcell@gmail.com</a>
<b>MIZORAM</b>	
The Director Higher & Technical Education, Govt. of Mizoram, McDonald Hill, Zarkawt, Aizawl, Mizoram	Telephone No. : 0389-2340926 Fax No. : 0389-2340927 Website : <a href="http://healthmizoram.nic.in">http://healthmizoram.nic.in</a> E-mail ID : <a href="mailto:director_htemz@yahoo.com">director_htemz@yahoo.com</a>

Core Syllabus

PHYSICS, CHEMISTRY, AND BIOLOGY (HIGHER SECONDARY STAGE)

For National Eligibility-cum-Entrance Test NEET (UG)-2022, the National Medical Commission of India (NMC) recommends the following syllabus for admission to MBBS/BDS/BAMS/BSMS/BUMS/BHMS courses across the country, after review of various State syllabi as well as those prepared by CBSE, NCERT, and COBSE. This is to establish uniformity across the country, keeping in view the relevance of different areas in medical education.

Physics syllabus of class 11th		Physics syllabus of Class 12th	
Sr. No.	Topics	Sr. No.	Topics
1	Physical-world and measurement	1	Electrostatics
2	Kinematics	2	Current Electricity
3	Laws of Motion	3	Magnetic Effects of Current and Magnetism
4	Work, Energy and Power	4	Electromagnetic Induction and Alternating Currents
5	Motion of System of Particles and Rigid Body	5	Electromagnetic Waves
6	Gravitation	6	Optics
7	Properties of Bulk Matter	7	Dual Nature of Matter and Radiation
8	Thermodynamics	8	Atoms and Nuclei
9	Behaviour of Perfect Gas and Kinetic Theory	9	Electronic Devices
10	Oscillations and Waves		
Chemistry syllabus of class 11th		Chemistry syllabus of class 12th	
Sr. No.	Topics	Sr. No.	Topics
1	Some Basic Concepts of Chemistry	1	Solid State
2	Structure of Atom	2	Solutions
3	Classification of Elements and Periodicity in Properties	3	Electrochemistry
4	Chemical Bonding and Molecular Structure	4	Chemical Kinetics
5	States of Matter: Gases and Liquids	5	Surface Chemistry
6	Thermodynamics	6	General Principles and Processes of Isolation of Elements
7	Equilibrium	7	<i>p</i> -Block Elements
8	Redox Reactions	8	<i>d</i> and <i>f</i> Block Elements
9	Hydrogen	9	Coordination Compounds
10	s-Block Element (Alkali and Alkaline earth metals)	10	Haloalkanes and Haloarenes
11	Some p-Block Elements	11	Alcohols, Phenols and Ethers
12	Organic Chemistry- Some Basic Principles and Techniques	12	Aldehydes, Ketones and Carboxylic Acids
13	Hydrocarbons	13	Organic Compounds Containing Nitrogen
14	Environmental Chemistry	14	Biomolecules
		15	Polymers
		16	Chemistry in Everyday Life

Biology syllabus of class 11th		Biology syllabus of class 12th	
Sr. No.	Topics	Sr. No	Topics
1	Diversity in Living World	1	Reproduction
2	Structural Organisation in Animals and Plants	2	Genetics and Evolution
3	Cell Structure and Function	3	Biology and Human Welfare
4	Plant Physiology	4	Biotechnology and Its Applications
5	Human physiology	5	Ecology and environment

**PHYSICS: CONTENTS OF CLASS XI SYLLABUS**

**UNIT I: Physical World and Measurement**

- **Physics:** Scope and excitement; nature of physical laws; Physics, technology, and society.
- **Need for measurement:** Units of measurement; systems of units; SI units, fundamental and derived units. Length, mass, and time measurements; accuracy and precision of measuring instruments; errors in measurement; significant figures.
- Dimensions of physical quantities, dimensional analysis, and its applications.

**UNIT II: Kinematics**

- A frame of reference, Motion in a straight line; Position-time graph, speed, and velocity. Uniform and non-uniform motion, average speed, and instantaneous velocity. Uniformly accelerated motion, velocity-time, and position-time graphs, for uniformly accelerated motion (graphical treatment).
- Elementary concepts of differentiation and integration for describing motion. *Scalar and vector quantities:* Position and displacement vectors, general vectors, general vectors and notation, equality of vectors, multiplication of vectors by a real number; addition and subtraction of vectors. Relative velocity.
- Unit vectors. Resolution of a vector in a plane-rectangular component.
- Scalar and Vector products of Vectors. Motion in a plane. Cases of uniform velocity and uniform acceleration- projectile motion. Uniform circular motion.

**UNIT III: Laws of Motion**

- Intuitive concept of force. Inertia, Newton's first law of motion; momentum and Newton's second law of motion; impulse; Newton's third law of motion. Law of conservation of linear momentum and its applications.
- Equilibrium of concurrent forces. Static and Kinetic friction, laws of friction, rolling friction, lubrication.
- *Dynamics of uniform circular motion.* Centripetal force, examples of circular motion (vehicle on level circular road, vehicle on banked road).

**UNIT IV: Work, Energy, and Power**

- Work done by a constant force and variable force; kinetic energy, work-energy theorem, power.
- Notion of potential energy, the potential energy of a spring, conservative forces; conservation of mechanical energy (kinetic and potential energies); nonconservative forces; motion in a vertical circle, elastic and inelastic collisions in one and two dimensions.

**UNIT V: Motion of System of Particles and Rigid Body**

- Centre of mass of a two-particle system, momentum conservation, and centre of mass motion. Centre of mass of a rigid body; centre of mass of uniform rod.
- Moment of a force, -torque, angular momentum, conservation of angular momentum with some examples.
- Equilibrium of rigid bodies, rigid body rotation, and equation of rotational motion, comparison of linear and rotational motions; the moment of inertia, the radius of gyration. Values of M.I. for simple geometrical objects (no derivation). Statement of parallel and perpendicular axes theorems and their applications.

#### UNIT VI: Gravitation

- Kepler's laws of planetary motion. The universal law of gravitation. Acceleration due to gravity and its variation with altitude and depth.
- Gravitational potential energy; gravitational potential. Escape velocity, orbital velocity of a satellite. Geostationary satellites.

#### UNIT VII: Properties of Bulk Matter

- Elastic behavior, Stress-strain relationship. Hooke's law, Young's modulus, bulk modulus, shear, modulus of rigidity, poisson's ratio; elastic energy.
- Viscosity, Stokes' law, terminal velocity, Reynold's number, streamline and turbulent flow. Critical velocity, Bernoulli's theorem and its applications.
- Surface energy and surface tension, angle of contact, excess of pressure, application of surface tension ideas to drops, bubbles and capillary rise.
- Heat, temperature, thermal expansion; thermal expansion of solids, liquids, and gases. Anomalous expansion. Specific heat capacity:  $C_p$ ,  $C_v$ - calorimetry; change of state – latent heat.
- Heat transfer- conduction and thermal conductivity, convection and radiation. Qualitative ideas of Black Body Radiation, Wein's displacement law, and Green House effect.
- Newton's law of cooling and Stefan's law.

#### UNIT VIII: Thermodynamics

- Thermal equilibrium and definition of temperature (zeroth law of Thermodynamics). Heat, work and internal energy. First law of thermodynamics. Isothermal and adiabatic processes.
- *Second law of the thermodynamics*: Reversible and irreversible processes. Heat engines and refrigerators.

#### UNIT IX: Behaviour of Perfect Gas and Kinetic Theory

- Equation of state of a perfect gas, work done on compressing a gas.
- *Kinetic theory of gases*: Assumptions, concept of pressure. Kinetic energy and temperature; degrees of freedom, law of equipartition of energy (statement only) and application to specific heat capacities of gases; concept of mean free path.

#### UNIT X: Oscillations and Waves

- Periodic motion-period, frequency, displacement as a function of time. Periodic functions. Simple harmonic motion(SHM) and its equation; phase; oscillations of a spring-restoring force and force constant; energy in SHM –Kinetic and potential energies; simple pendulum-derivation of expression for its time period; free, forced and damped oscillations (qualitative ideas only), resonance.
- Wave motion. Longitudinal and transverse waves, speed of wave motion. Displacement relation for a progressive wave. Principle of superposition of waves, reflection of waves, standing waves in strings and organ pipes, fundamental mode and harmonics. Beats. Doppler effect.

**PHYSICS: CONTENTS OF CLASS XII SYLLABUS**

**UNIT I: Electrostatics**

- Electric charges and their conservation. Coulomb's law-force between two point charges, forces between multiple charges; superposition principle and continuous charge distribution.
- Electric field, electric field due to a point charge, electric field lines; electric dipole, electric field due to a dipole; torque on a dipole in a uniform electric field.
- Electric flux, statement of Gauss's theorem and its applications to find field due to infinitely long straight wire, uniformly charged infinite plane sheet and uniformly charged thin spherical shell (field inside and outside)
- Electric potential, potential difference, electric potential due to a point charge, a dipole and system of charges: equipotential surfaces, electrical potential energy of a system of two point charges and of electric dipoles in an electrostatic field.
- Conductors and insulators, free charges and bound charges inside a conductor. Dielectrics and electric polarization, capacitors and capacitance, combination of capacitors in series and in parallel, capacitance of a parallel plate capacitor with and without dielectric medium between the plates, energy stored in a capacitor, Van de Graaff generator.

**UNIT II: Current Electricity**

- Electric current, the flow of electric charges in a metallic conductor, drift velocity and mobility, and their relation with electric current; Ohm's law, electrical resistance,  $V-I$  characteristics (linear and non-linear), electrical energy and power, electrical resistivity, and conductivity.
- Carbon resistors, color code for carbon resistors; series and parallel combinations of resistors; temperature dependence of resistance.
- Internal resistance of a cell, potential difference and emf of a cell, combination of cells in series and in parallel.
- Kirchhoff's laws and simple applications. Wheatstone bridge, metre bridge.
- Potentiometer-principle and applications to measure potential difference, and for comparing emf of two cells; measurement of internal resistance of a cell.

**UNIT III: Magnetic Effects of Current and Magnetism**

- Concept of magnetic field, Oersted's experiment. Biot-Savart law and its application to current carrying circular loop.
- Ampere's law and its applications to infinitely long straight wire, straight and toroidal solenoids. Force on a moving charge in uniform magnetic and electric fields. Cyclotron.
- Force on a current-carrying conductor in a uniform magnetic field. Force between two parallel current-carrying conductors-definition of ampere. Torque experienced by a current loop in a magnetic field; moving coil galvanometer-its current sensitivity and conversion to ammeter and voltmeter.
- Current loop as a magnetic dipole and its magnetic dipole moment. Magnetic dipole moment of a revolving electron. Magnetic field intensity due to a magnetic dipole (bar magnet) along its axis and perpendicular to its axis. Torque on a magnetic dipole (bar magnet) in a uniform magnetic field; bar magnet as an equivalent solenoid, magnetic field lines; Earth's magnetic field and magnetic elements.
- Para-, dia-and ferro-magnetic substances, with examples.
- Electromagnetic and factors affecting their strengths. Permanent magnets.

**UNIT IV: Electromagnetic Induction and Alternating Currents**

- Electromagnetic induction; Faraday's law, induced emf and current; Lenz's Law, Eddy currents. Self and mutual inductance.

- Alternating currents, peak and rms value of alternating current/ voltage; reactance and impedance; LC oscillations (qualitative treatment only), LCR series circuit, resonance; power in AC circuits, wattless current.

- AC generator and transformer.

#### UNIT V: Electromagnetic Waves

- Need for displacement current.
- Electromagnetic waves and their characteristics (qualitative ideas only). Transverse nature of electromagnetic waves.
- Electromagnetic spectrum (radio waves, microwaves, infrared, visible, ultraviolet, x-rays, gamma rays) including elementary facts about their uses.

#### UNIT VI: Optics

- Reflection of light, spherical mirrors, mirror formula. Refraction of light, total internal reflection and its applications optical fibres, refraction at spherical surfaces, lenses, thin lens formula, lens-maker's formula. Magnification, power of a lens, combination of thin lenses in contact combination of a lens and a mirror. Refraction and dispersion of light through a prism.
- Scattering of light- blue colour of the sky and reddish appearance of the sun at sunrise and sunset.
- *Optical instruments*: Human eye, image formation and accommodation, correction of eye defects (myopia and hypermetropia) using lenses.
- Microscopes and astronomical telescopes (reflecting and refracting) and their magnifying powers.
- *Wave optics*: Wavefront and Huygens' principle, reflection and refraction of plane wave at a plane surface using wavefronts.
- Proof of laws of reflection and refraction using Huygens' principle.
- Interference, Young's double hole experiment and expression for fringe width, coherent sources and sustained interference of light.
- Diffraction due to a single slit, width of central maximum.
- Resolving power of microscopes and astronomical telescopes. Polarisation, plane polarized light; Brewster's law, uses of plane polarized light and Polaroids.

#### UNIT VII: Dual Nature of Matter and Radiation

- Photoelectric effect, Hertz and Lenard's observations; Einstein's photoelectric equation- particle nature of light.
- Matter waves- wave nature of particles, de Broglie relation. Davisson-Germer experiment (experimental details should be omitted; only conclusion should be explained).

#### UNIT VIII: Atoms and Nuclei

- Alpha- particle scattering experiments; Rutherford's model of atom; Bohr model, energy levels, hydrogen spectrum. Composition and size of nucleus, atomic masses, isotopes, isobars; isotones.
- Radioactivity- alpha, beta and gamma particles/ rays and their properties decay law. Mass-energy relation, mass defect; binding energy per nucleon and its variation with mass number, nuclear fission and fusion.

#### UNIT IX: Electronic Devices

- Energy bands in solids (qualitative ideas only), conductors, insulators and semiconductors; semiconductor diode-  $I$ - $V$  characteristics in forward and reverse bias, diode as a rectifier;  $I$ - $V$  characteristics of LED, diode, solar cell, and Zener diode; Zener diode as a voltage regulator. Junction transistor, transistor action, characteristics of a transistor; transistor as an amplifier (common emitter configuration) and oscillator. Logic gates (OR, AND, NOT, NAND and NOR). Transistor as a switch.

## CHEMISTRY: CONTENTS OF CLASS XI SYLLABUS

### UNIT I: Some Basic Concepts of Chemistry

- *General Introduction:* Important and scope of chemistry.
- Laws of chemical combination, *Dalton's atomic theory:* concept of elements, atoms and molecules.
- Atomic and molecular masses. Mole concept and molar mass; percentage composition and empirical and molecular formula; chemical reactions, stoichiometry and calculations based on stoichiometry.

### UNIT II: Structure of Atom

- Atomic number, isotopes and isobars. Concept of shells and subshells, dual nature of matter and light, de Broglie's relationship, Heisenberg uncertainty principle, concept of orbital, quantum numbers, shapes of s, p and d orbitals, rules for filling electrons in orbitals- Aufbau principle, Pauli exclusion principles and Hund's rule, electronic configuration of atoms, stability of half filled and completely filled orbitals.

### UNIT III: Classification of Elements and Periodicity in Properties

- Modern periodic law and long form of periodic table, periodic trends in properties of elements- atomic radii, ionic radii, ionization enthalpy, electron gain enthalpy, electronegativity, valence.

### UNIT IV: Chemical Bonding and Molecular Structure

- Valence electrons, ionic bond, covalent bond, bond parameters, Lewis structure, polar character of covalent bond, valence bond theory, resonance, geometry of molecules, VSEPR theory, concept of hybridization involving s, p and d orbitals and shapes of some simple molecules, molecular orbital theory of homonuclear diatomic molecules (qualitative idea only). Hydrogen bond.

### UNIT V: States of Matter: Gases and Liquids

- Three states of matter, intermolecular interactions, types of bonding, melting and boiling points, role of gas laws of elucidating the concept of the molecule, Boyle's law, Charles's law, Gay Lussac's law, Avogadro's law, ideal behaviour of gases, empirical derivation of gas equation. Avogadro number, ideal gas equation. Kinetic energy and molecular speeds (elementary idea), deviation from ideal behaviour, liquefaction of gases, critical temperature.
- Liquid State- Vapour pressure, viscosity and surface tension (qualitative idea only, no mathematical derivations).

### UNIT VI : Thermodynamics

- First law of thermodynamics-internal energy and enthalpy, heat capacity and specific heat, measurement of U and H, Hess's law of constant heat summation, enthalpy of : bond dissociation, combustion, formation, atomization, sublimation, phase transition, ionization, solution and dilution.
- Introduction of entropy as state function, Second law of thermodynamics, Gibbs energy change for spontaneous and non-spontaneous process, criteria for equilibrium and spontaneity.
- Third law of thermodynamics- Brief introduction.

### UNIT VII: Equilibrium

- Equilibrium in physical and chemical processes, dynamic nature of equilibrium, law of chemical equilibrium, equilibrium constant, factors affecting equilibrium- Le Chatelier's principle; ionic equilibrium- ionization of acids and bases, strong and weak electrolytes, degree of ionization, ionization of polybasic acids, acid strength, concept of pH., Hydrolysis of salts (elementary idea), buffer solutions, Henderson equation, solubility product, common ion effect (with illustrative examples).

### UNIT VIII: Redox Reactions

- Concept of oxidation and reduction, redox reactions oxidation number, balancing redox reactions in terms of loss and gain of electron and change in oxidation numbers.

#### UNIT IX: Hydrogen

- Occurrence, isotopes, preparation, properties and uses of hydrogen; hydrides ionic, covalent and interstitial; physical and chemical properties of water, heavy water; hydrogen peroxide- preparation, reactions, uses and structure;

#### UNIT X: s-Block Elements (Alkali and Alkaline earth metals)

- *Group 1 and group 2 elements:*
- General introduction, electronic configuration, occurrence, anomalous properties of the first element of each group, diagonal relationship, trends in the variation of properties (such as ionization enthalpy, atomic and ionic radii), trends in chemical reactivity with oxygen, water, hydrogen and halogens; uses.
- Preparation and Properties of Some important Compounds:
- Sodium carbonate, sodium chloride, sodium hydroxide and sodium hydrogencarbonate, biological importance of sodium and potassium.
- Industrial use of lime and limestone, biological importance of Mg and Ca.

#### UNIT XI: Some p-Block Elements

- General Introduction to p-Block Elements.
- *Group 13 elements:* General introduction, electronic configuration, occurrence, variation of properties, oxidation states, trends in chemical reactivity, anomalous properties of first element of the group; Boron, some important compounds: borax, boric acids, boron hydrides. Aluminium: uses, reactions with acids and alkalis.
- *General 14 elements:* General introduction, electronic configuration, occurrence, variation of properties, oxidation states, trends in chemical reactivity, anomalous behaviour of first element. Carbon, allotropic forms, physical and chemical properties: uses of some important compounds: oxides.
- Important compounds of silicon and a few uses: silicon tetrachloride, silicones, silicates and zeolites, their uses.

#### UNIT XII: Organic Chemistry- Some Basic Principles and Techniques

- General introduction, methods of purification qualitative and quantitative analysis, classification and IUPAC nomenclature of organic compounds.
- Electronic displacements in a covalent bond: inductive effect, electromeric effect, resonance and hyper conjugation.
- Homolytic and heterolytic fission of a covalent bond: free radicals, carbocations, carbanions; electrophiles and nucleophiles, types of organic reactions.

#### UNIT XIII: Hydrocarbons

- *Alkanes-* Nomenclature, isomerism, conformations (ethane only), physical properties, chemical reactions including free radical mechanism of halogenation, combustion and pyrolysis.
- *Alkenes-* Nomenclature, structure of double bond (ethene), geometrical isomerism, physical properties, methods of preparation: chemical reactions: addition of hydrogen, halogen, water, hydrogen halides (Markovnikov's addition and peroxide effect), ozonolysis, oxidation, mechanism of electrophilic addition.
- *Alkynes-* Nomenclature, structure of triple bond (ethyne), physical properties, methods of preparation, chemical reactions: acidic character of alkynes, addition reaction of- hydrogen, halogens, hydrogen halides and water.



- *Aromatic hydrocarbons*- Introduction, IUPAC nomenclature; Benzene; resonance, aromaticity; chemical properties: mechanism of electrophilic substitution-Nitration sulphonation, halogenation, Friedel Craft's alkylation and acylation; directive influence of functional group in mono-substituted benzene; carcinogenicity and toxicity.

#### UNIT XIV: Environmental Chemistry

- *Environmental pollution*: Air, water and soil pollution, chemical reactions in atmosphere, smogs, major atmospheric pollutants; acid rain ozone and its reactions, effects of depletion of ozone layer, greenhouse effect and global warming-pollution due to industrial wastes; green chemistry as an alternative tool for reducing pollution, strategy for control of environmental pollution.

### CHEMISTRY: CONTENTS OF CLASS XII SYLLABUS

#### UNIT I: Solid State

- Classification of solids based on different binding forces; molecular, ionic covalent and metallic solids, amorphous and crystalline solids (elementary idea), unit cell in two dimensional and three dimensional lattices, calculation of density of unit cell, packing in solids, packing efficiency, voids, number of atoms per unit cell in a cubic unit cell, point defects, electrical and magnetic properties, Band theory of metals, conductors, semiconductors and insulators.

#### UNIT II: Solutions

- Types of solutions, expression of concentration of solutions of solids in liquids, solubility of gases in liquids, solid solutions, colligative properties- relative lowering of vapour pressure, Raoult's law, elevation of boiling point, depression of freezing point, osmotic pressure, determination of molecular masses using colligative properties abnormal molecular mass. Van Hoff factor.

#### UNIT III: Electrochemistry

- Redox reactions, conductance in electrolytic solutions, specific and molar conductivity variation of conductivity with concentration, Kohlrausch's Law, electrolysis and Laws of electrolysis (elementary idea), dry cell- electrolytic cells and Galvanic cells; lead accumulator, EMF of a cell, standard electrode potential, Relation between Gibbs energy change and EMF of a cell, fuel cells; corrosion.

#### UNIT IV: Chemical Kinetics

- Rate of a reaction (average and instantaneous), factors affecting rates of reaction; concentration, temperature, catalyst; order and molecularity of a reaction; rate law and specific rate constant, integrated rate equations and half life (only for zero and first order reactions); concept of collision theory ( elementary idea, no mathematical treatment). Activation energy, Arrhenius equation.

#### UNIT V: Surface Chemistry

- *Adsorption*-physisorption and chemisorption; factors affecting adsorption of gases on solids, catalysis homogeneous and heterogeneous, activity and selectivity: enzyme catalysis; colloidal state: distinction between true solutions, colloids and suspensions; lyophilic, lyophobic multimolecular and macromolecular colloids; properties of colloids; Tyndall effect, Brownian movement, electrophoresis, coagulation; emulsions- types of emulsions.

#### UNIT VI: General Principles and Processes of Isolation of Elements

- *Principles and methods of extraction*- concentration, oxidation, reduction electrolytic method and refining; occurrence and principles of extraction of aluminium, copper, zinc and iron.

#### UNIT VII: *p*- Block Elements

- *Group 15 elements*: General introduction, electronic configuration, occurrence, oxidation states, trends in physical and chemical properties; preparation and properties of ammonia and nitric acid, oxides of nitrogen (structure only); Phosphorous- allotropic forms; compounds of phosphorous: preparation and properties of phosphine, halides (PCl<sub>3</sub>, PCl<sub>5</sub>) and oxoacids (elementary idea only).
- *Group 16 elements*: General introduction, electronic configuration, oxidation states, occurrence, trends in physical and chemical properties; dioxygen: preparation, properties and uses;

classification of oxides; ozone. Sulphur – allotropic forms; compounds of sulphur: preparation, preparation, properties and uses of sulphur dioxide; sulphuric acid: industrial process of manufacture, properties and uses, oxoacids of sulphur (structures only).

- *Group 17 elements*: General introduction, electronic configuration, oxidation states, occurrence, trends in physical and chemical properties; compounds of halogens: preparation, properties and uses of chlorine and hydrochloric acid, interhalogen compounds oxoacids of halogens (structures only).
- *Group 18 elements*: General introduction, electronic configuration, occurrence, trends in physical and chemical properties, uses.

#### UNIT VIII: *d* and *f* Block Elements

- General introduction, electronic configuration, characteristics of transition metals, general trends in properties of the first row transition metals- metallic character, ionization enthalpy, oxidation states, ionic radii, colour, catalytic property, magnetic properties, interstitial compounds, alloy formation. Preparation and properties of  $K_2Cr_2O_7$  and  $KMnO_4$ .
- *Lanthanoids*- electronic configuration, oxidation states, chemical reactivity, and lanthanoid contraction and its consequences.
- *Actinoids*: Electronic configuration, oxidation states and comparison with lanthanoids.

#### UNIT IX: Coordination Compounds

- *Coordination compounds*: Introduction, ligands, coordination number, colour, magnetic properties and shapes, IUPAC nomenclature of mononuclear coordination compounds, isomerism (structural and stereo) bonding, Werner's theory VBT,CFT; importance of coordination compounds (in qualitative analysis, biological systems).

#### UNIT X: Haloalkanes and Haloarenes

- *Haloalkanes*: Nomenclature, nature of C –X bond, physical and chemical properties, mechanism of substitution reactions. Optical rotation.
- *Haloarenes*: Nature of C-X bond, substitution reactions (directive influence of halogen for monosubstituted compounds only).
- Uses and environment effects of – dichloromethane, trichloromethane, tetrachloromethane, iodoform, freons, DDT.

#### UNIT XI: Alcohols, Phenols and Ethers

- *Alcohols*: Nomenclature, methods of preparation, physical and chemical properties (of primary alcohols only); identification of primary, secondary and tertiary alcohols; mechanism of dehydration, uses with special reference to methanol and ethanol.
- *Phenols*: Nomenclature, methods of preparation, physical and chemical properties, acidic nature of phenol, electrophilic substitution reactions, uses of phenols.
- *Ethers*: Nomenclature, methods of preparation, physical and chemical properties uses.

#### UNIT XII: Aldehydes, Ketones and Carboxylic Acids

- *Aldehydes and Ketones*: Nomenclature, nature of carbonyl group, methods of preparation, physical and chemical properties; and mechanism of nucleophilic addition, reactivity of alpha hydrogen in aldehydes; uses.
- *Carboxylic Acids*: Nomenclature, acidic nature, methods of preparation, physical and chemical properties; uses.

#### UNIT XIII: Organic Compounds Containing Nitrogen

- *Amines*: Nomenclature, classification, structure, methods of preparation, physical and chemical properties, uses, identification of primary secondary and tertiary amines.
- *Cyanides and Isocyanides*- will be mentioned at relevant places.

- *Diazonium salts*: Preparation, chemical reactions and importance in synthetic organic chemistry.

#### UNIT XIV: Biomolecules

- *Carbohydrates*- Classification (aldoses and ketoses), monosaccharide (glucose and fructose), D.L. configuration, oligosaccharides (sucrose, lactose, maltose), polysaccharides (starch, cellulose, glycogen): importance.
- *Proteins*- Elementary idea of – amino acids, peptide bond, polypeptides, proteins, primary structure, secondary structure, tertiary structure and quaternary structure (qualitative idea only), denaturation of proteins; enzymes.
- ***Hormones*- Elementary idea (excluding structure).**
- *Vitamins*- Classification and function.
- *Nucleic Acids*: DNA and RNA

#### UNIT XV: Polymers

- *Classification*- Natural and synthetic, methods of polymerization (addition and condensation), copolymerization. Some important polymers: natural and synthetic like polyesters, bakelite; rubber, Biodegradable and non-biodegradable polymers.

#### UNIT XVI: Chemistry in Everyday Life

- Chemicals in medicines- analgesics, tranquilizers, antiseptics, disinfectants, antimicrobials, antifertility drugs, antibiotics, antacids, antihistamines.
- Chemicals in food- preservatives, artificial sweetening agents, **elementary idea of antioxidants.**
- Cleansing agents- soaps and detergents, cleansing action.

### **BIOLOGY: CONTENTS OF CLASS XI SYLLABUS**

#### UNIT I: Diversity in Living World

- What is living? ; Biodiversity; Need for classification; Three domains of life; Taxonomy & Systematics; Concept of species and taxonomical hierarchy; Binomial nomenclature; Tools for study of Taxonomy – Museums, Zoos, Herbaria, Botanical gardens.
- Five kingdom classification; salient features and classification of Monera; Protista and Fungi into major groups; Lichens; Viruses and Viroids.
- Salient features and classification of plants into major groups-Algae, Bryophytes, Pteridophytes, Gymnosperms and Angiosperms (three to five salient and distinguishing features and at least two examples of each category); Angiosperms classification up to class, characteristic features and examples).
- Salient features and classification of animals-nonchordate up to phyla level and chordate up to classes level (three to five salient features and at least two examples).

#### UNIT II: Structural Organisation in Animals and Plants

- Morphology and modifications; Tissues; Anatomy and functions of different parts of flowering plants: Root, stem, leaf, inflorescence- cymose and racemose, flower, fruit and seed (To be dealt along with the relevant practical of the Practical Syllabus).
- Animal tissues; Morphology, anatomy and functions of different systems (digestive, circulatory, respiratory, nervous and reproductive) of an insect (cockroach). (Brief account only)

#### UNIT III: Cell Structure and Function

- Cell theory and cell as the basic unit of life; Structure of prokaryotic and eukaryotic cell; Plant cell and animal cell; Cell envelope, cell membrane, cell wall; Cell organelles-structure and function; Endomembrane system-endoplasmic reticulum, Golgi bodies, lysosomes, vacuoles; mitochondria,

ribosomes, plastids, micro bodies; Cytoskeleton, cilia, flagella, centrioles (ultra structure and function); Nucleus-nuclear membrane, chromatin, nucleolus.

- Chemical constituents of living cells: Biomolecules-structure and function of proteins, carbohydrates, lipids, nucleic acids; Enzymes-types, properties, enzyme action.
- B Cell division: Cell cycle, mitosis, meiosis and their significance.

#### UNIT IV: Plant Physiology

- Transport in plants: Movement of water, gases and nutrients; Cell to cell transport-Diffusion, facilitated diffusion, active transport; Plant – water relations – Imbibition, water potential, osmosis, plasmolysis; Long distance transport of water – Absorption, apoplast, symplast, transpiration pull, root pressure and guttation; Transpiration-Opening and closing of stomata; Uptake and translocation of mineral nutrients-Transport of food, phloem transport, Mass flow hypothesis; Diffusion of gases (brief mention).
- Mineral nutrition: Essential minerals, macro and micronutrients and their role; Deficiency symptoms; Mineral toxicity; Elementary idea of Hydroponics as a method to study mineral nutrition; Nitrogen metabolism-Nitrogen cycle, biological nitrogen fixation.
- Photosynthesis: Photosynthesis as a means of Autotrophic nutrition; Site of photosynthesis take place; pigments involved in Photosynthesis (Elementary idea); Photochemical and biosynthetic phases of photosynthesis; Cyclic and non cyclic and photophosphorylation; Chemiosmotic hypothesis; Photorespiration C<sub>3</sub> and C<sub>4</sub> pathways; Factors affecting photosynthesis.
- Respiration: Exchange gases; Cellular respiration-glycolysis, fermentation (anaerobic), TCA cycle and electron transport system (aerobic); Energy relations- Number of ATP molecules generated; Amphibolic pathways; Respiratory quotient.
- Plant growth and development: Seed germination; Phases of Plant growth and plant growth rate; Conditions of growth; Differentiation, dedifferentiation and redifferentiation; Sequence of developmental process in a plant cell; Growth regulators-auxin, gibberellin, cytokinin, ethylene, ABA; Seed dormancy; Vernalisation; Photoperiodism.

#### UNIT V: Human Physiology

- Digestion and absorption; Alimentary canal and digestive glands; Role of digestive enzymes and gastrointestinal hormones; Peristalsis, digestion, absorption and assimilation of proteins, carbohydrates and fats; Caloric value of proteins, carbohydrates and fats; Egestion; Nutritional and digestive disorders – PEM, indigestion, constipation, vomiting, jaundice, diarrhea.
- Breathing and Respiration: Respiratory organs in animals (recall only); Respiratory system in humans; Mechanism of breathing and its regulation in humans-Exchange of gases, transport of gases and regulation of respiration Respiratory volumes; Disorders related to respiration-Asthma, Emphysema, Occupational respiratory disorders.
- Body fluids and circulation: Composition of blood, blood groups, coagulation of blood; Composition of lymph and its function; Human circulatory system-Structure of human heart and blood vessels; Cardiac cycle, cardiac output, ECG, Double circulation; Regulation of cardiac activity; Disorders of circulatory system-Hypertension, Coronary artery disease, Angina pectoris, Heart failure.
- Excretory products and their elimination: Modes of excretion- Ammonotelism, ureotelism, uricotelism; Human excretory system-structure and function; Urine formation, Osmoregulation; Regulation of kidney function-Renin-angiotensin, Atrial Natriuretic Factor, ADH and Diabetes insipidus; Role of other organs in excretion; Disorders; Uraemia, Renal failure, Renal calculi, Nephritis; Dialysis and artificial kidney.
- Locomotion and Movement: Types of movement- ciliary, flagellar, muscular; Skeletal muscle-contractile proteins and muscle contraction; Skeletal system and its functions (To be dealt with the relevant practical of Practical syllabus); Joints; Disorders of muscular and skeletal system-Myasthenia gravis, Tetany, Muscular dystrophy, Arthritis, Osteoporosis, Gout.

- Neural control and coordination: Neuron and nerves; Nervous system in humans central nervous system, peripheral nervous system and visceral nervous system; Generation and conduction of nerve impulse; Reflex action; Sense organs; Elementary structure and function of eye and ear.
- Chemical coordination and regulation: Endocrine glands and hormones; Human endocrine system- Hypothalamus, Pituitary, Pineal, Thyroid, Parathyroid, Adrenal, Pancreas, Gonads; Mechanism of hormone action (Elementary Idea); Role of hormones as messengers and regulators, Hypo- and hyperactivity and related disorders (Common disorders e.g. Dwarfism, Acromegaly, Cretinism, goiter, exophthalmic goiter, diabetes, Addison's disease).

(Imp: Diseases and disorders mentioned above to be dealt in brief.)

## **BIOLOGY: CONTENTS OF CLASS XII SYLLABUS**

### **UNIT I: Reproduction**

- Reproduction in organisms: Reproduction, a characteristic feature of all organisms for continuation of species; Modes of reproduction – Asexual and sexual; Asexual reproduction; Modes- Binary fission, sporulation, budding, gemmule, fragmentation; vegetative propagation in plants.
- Sexual reproduction in flowering plants: Flower structure; Development of male and female gametophytes; Pollination-types, agencies and examples; Outbreeding devices; Pollen-Pistil interaction; Double fertilization; Post fertilization events- Development of endosperm and embryo, Development of seed and formation of fruit; Special modes- apomixis, parthenocarpy, polyembryony; Significance of seed and fruit formation.
- Human Reproduction: Male and female reproductive systems; Microscopic anatomy of testis and ovary; Gametogenesis- spermatogenesis & oogenesis; Menstrual cycle; Fertilisation, embryo development upto blastocyst formation, implantation; Pregnancy and placenta formation (Elementary idea); Parturition (Elementary idea); Lactation (Elementary idea).
- Reproductive health: Need for reproductive health and prevention of sexually transmitted diseases (STD); Birth control- Need and Methods, Contraception and Medical Termination of Pregnancy (MTP); Amniocentesis; Infertility and assisted reproductive technologies – IVF, ZIFT, GIFT (Elementary idea for general awareness).

### **UNIT II: Genetics and Evolution**

- Heredity and variation: Mendelian Inheritance; Deviations from Mendelism- Incomplete dominance, Co-dominance, Multiple alleles and Inheritance of blood groups, Pleiotropy; Elementary idea of polygenic inheritance; Chromosome theory of inheritance; Chromosomes and genes; Sex determination- In humans, birds, honey bee; Linkage and crossing over; Sex linked inheritance- Haemophilia, Colour blindness; Mendelian disorders in humans- Thalassemia; Chromosomal disorders in humans; Down's syndrome, Turner's and Klinefelter's syndromes.
- Molecular basis of Inheritance: Search for genetic material and DNA as genetic material; Structure of DNA and RNA; DNA packaging; DNA replication; Central dogma; Transcription, genetic code, translation; Gene expression and regulation- Lac Operon; Genome and human genome project; DNA finger printing.
- Evolution: Origin of life; Biological evolution and evidences for biological evolution from Paleontology, comparative anatomy, embryology and molecular evidence); Darwin's contribution, Modern Synthetic theory of Evolution; Mechanism of evolution- Variation (Mutation and Recombination) and Natural Selection with examples, types of natural selection; Gene flow and genetic drift; Hardy-Weinberg's principle; Adaptive Radiation; Human evolution.

### **UNIT III: Biology and Human Welfare**

- Health and Disease; Pathogens; parasites causing human diseases (Malaria, Filariasis, Ascariasis, Typhoid, Pneumonia, common cold, amoebiasis, ring worm); Basic concepts of immunology- vaccines; Cancer, HIV and AIDS; Adolescence, drug and alcohol abuse.

- Improvement in food production; Plant breeding, tissue culture, single cell protein, Biofortification; Apiculture and Animal husbandry.
- Microbes in human welfare: In household food processing, industrial production, sewage treatment, energy generation and as biocontrol agents and biofertilizers.

**UNIT IV: Biotechnology and Its Applications**

- Principles and process of Biotechnology: Genetic engineering (Recombinant DNA technology).
- Application of Biotechnology in health and agriculture: Human insulin and vaccine production, gene therapy; Genetically modified organisms-Bt crops; Transgenic Animals; Biosafety issues- Biopiracy and patents.

**UNIT V: Ecology and Environment**

- Organisms and environment: Habitat and niche; Population and ecological adaptations; Population interactions-mutualism, competition, predation, parasitism; Population attributes-growth, birth rate and death rate, age distribution.
- Ecosystem: Patterns, components; productivity and decomposition; Energy flow; Pyramids of number, biomass, energy; Nutrient cycling (carbon and phosphorous); Ecological succession; Ecological Services-Carbon fixation, pollination, oxygen release.
- Biodiversity and its conservation: Concept of Biodiversity; Patterns of Biodiversity; Importance of Biodiversity; Loss of Biodiversity; Biodiversity conservation; Hotspots, endangered organisms, extinction, Red Data Book, biosphere reserves, National parks and sanctuaries.
- Environmental issues: Air pollution and its control; Water pollution and its control; Agrochemicals and their effects; Solid waste management; Radioactive waste management; Greenhouse effect and global warming; Ozone depletion; Deforestation; Any three case studies as success stories addressing environmental issues.

**Appendix –V**

**Details of Medical/Dental/Ayurveda/Siddha/Unani/Homeopathy Colleges**

- The List of Medical Colleges may be accessed from: [www.nmc.org.in](http://www.nmc.org.in)
- The List of Dental Colleges may be accessed from: <https://dciindia.gov.in/>
- The List of Ayurveda/Siddha/Unani/Homeopathy Colleges may be accessed from the website (s) [www.ccimindia.org](http://www.ccimindia.org), <http://www.ayush.gov.in>, and [www.cchindia.com](http://www.cchindia.com).

Appendix-VI

State/Union Territory Wise List of Examination Cities for National Eligibility Cum Entrance Test (UG) – 2022

S. No.	City Code	State	District	City
1	1101	Andaman & Nicobar Islands (UT)	South Andaman	Port Blair
2	1211	Andhra Pradesh	Guntur	Amaravathi
3	1212	Andhra Pradesh	Anantapur	Anantapur
4	1213	Andhra Pradesh	West Godavari	Bhimavaram
5	1214	Andhra Pradesh	Prakasam	Chirala
6	1215	Andhra Pradesh	Chittoor	Chittoor
7	1216	Andhra Pradesh	West Godavari	Eluru
8	1217	Andhra Pradesh	Anantapur	Gooty
9	1218	Andhra Pradesh	Nellore	Gudur
10	1219	Andhra Pradesh	YSR Kadapa	Kadapa
11	1220	Andhra Pradesh	East Godavari	Kakinada
12	1221	Andhra Pradesh	Kurnool	Nandyal
13	1222	Andhra Pradesh	Prakasam	Ongole
14	1223	Andhra Pradesh	Ysr Kadapa	Proddatur
15	1224	Andhra Pradesh	East Godavari	Rajahmundry
16	1225	Andhra Pradesh	Srikakulam	Srikakulam
17	1226	Andhra Pradesh	East Godavari	Surampalem
18	1227	Andhra Pradesh	West Godavari	Tadepalligudem
19	1228	Andhra Pradesh	West Godavari	Tanuku
20	1229	Andhra Pradesh	Vizianagaram	Vizianagaram
21	1201	Andhra Pradesh	Guntur	Guntur
22	1202	Andhra Pradesh	Kurnool	Kurnool
23	1203	Andhra Pradesh	Nellore	Nellore
24	1204	Andhra Pradesh	Chittoor	Tirupathi
25	1205	Andhra Pradesh	Krishna	Vijayawada
26	1206	Andhra Pradesh	Vishakapatnam	Visakhapatnam
27	1207	Andhra Pradesh	Tenali	Tenali
28	1208	Andhra Pradesh	Guntur	Narasaraopet
29	1209	Andhra Pradesh	Machilipatnam	Machilipatnam
30	1210	Andhra Pradesh	Mangalagiri	Mangalagiri
31	1302	Arunachal Pradesh	West Siang	Basar
32	1303	Arunachal Pradesh	Namsai	Namsai
33	1301	Arunachal Pradesh	Papum Pare	Itanagar/Naharlagun
34	1405	Assam	Baksa	Baksa
35	1406	Assam	Barpeta	Barpeta
36	1407	Assam	Darrang (Mangaldoi)	Darrang (Mangaldoi)
37	1408	Assam	Dhubri	Dhubri
38	1409	Assam	Goalpara	Goalpara
39	1410	Assam	Golaghat	Golaghat



40	1411	Assam	Hailakandi	Hailakandi
41	1412	Assam	Jorhat	Jorhat
42	1413	Assam	Lakhimpur	Lakhimpur
43	1414	Assam	Nagaon	Nagaon
44	1415	Assam	Nalbari	Nalbari
45	1416	Assam	Sivasagar	Sivasagar
46	1417	Assam	Udalguri	Udalguri
47	1401	Assam	Dibrugarh	Dibrugarh
48	1402	Assam	Kamrup Metropolitan	Guwahati
49	1403	Assam	Cachar	Silchar
50	1404	Assam	Sonitpur	Tezpur
51	1508	Bihar	Araria	Araria
52	1509	Bihar	Bhojpur	Arrah
53	1510	Bihar	Arwal	Arwal
54	1511	Bihar	Aurangabad	Aurangabad (BR)
55	1512	Bihar	Banka	Banka
56	1513	Bihar	Begusarai	Begusarai
57	1514	Bihar	West Champaran	Bettiah
58	1515	Bihar	Kaimur	Bhabua
59	1516	Bihar	Bhagalpur	Bhagalpur
60	1517	Bihar	Buxar	Buxar
61	1518	Bihar	Darbhanga	Darbhanga
62	1519	Bihar	Gopalganj	Gopalganj
63	1520	Bihar	Jamui	Jamui
64	1521	Bihar	Jehanabad	Jehanabad
65	1522	Bihar	Katihar	Katihar
66	1523	Bihar	Khagaria	Khagaria
67	1524	Bihar	Lakhisarai	Lakhisarai
68	1525	Bihar	Madhepura	Madhepura
69	1526	Bihar	East Champaran	Motihari
70	1527	Bihar	Munger	Munger
71	1528	Bihar	Muzaffarpur	Muzaffarpur
72	1529	Bihar	Nawada	Nawada
73	1530	Bihar	Purnea	Purnea
74	1531	Bihar	Samastipur	Samastipur
75	1532	Bihar	Rohtas	Sasaram
76	1533	Bihar	Sheikhpura	Sheikhpura
77	1534	Bihar	Siwan	Siwan
78	1535	Bihar	Supaul	Supaul
79	1501	Bihar	Gaya	Gaya
80	1502	Bihar	Patna	Patna
81	1503	Bihar	Vaishali	Hajipur
82	1504	Bihar	Madhubani	Madhubani
83	1505	Bihar	Nalanda	Nalanda
84	1506	Bihar	Sitamarhi	Sitamarhi

## Information Bulletin: NEET (UG) - 2022

85	1507	Bihar	Vaishali	Vaishali
86	1601	Chandigarh(Ut)	Chandigarh	Chandigarh/Mohali/Panchkula
87	1705	Chhattisgarh	Balod	Balod
88	1706	Chhattisgarh	Bijapur	Bijapur
89	1707	Chhattisgarh	Dantewada	Dantewada
90	1708	Chhattisgarh	Dhamtari	Dhamtari
91	1709	Chhattisgarh	Bastar	Jagdapur
92	1710	Chhattisgarh	Janjgir-Champa	Janjgir
93	1711	Chhattisgarh	Kanker	Kanker
94	1712	Chhattisgarh	Kondagaon	Kondagaon
95	1713	Chhattisgarh	Korba	Korba
96	1714	Chhattisgarh	Mahasamund	Mahasamund
97	1715	Chhattisgarh	Narayanpur	Narayanpur
98	1716	Chhattisgarh	Raigarh	Raigarh
99	1717	Chhattisgarh	Rajnandgaon	Rajnandgaon
100	1718	Chhattisgarh	Sukma	Sukma
101	1701	Chhattisgarh	Durg	Bhilai Nagar/Durg
102	1702	Chhattisgarh	Bilaspur (CG)	Bilaspur (CG)
103	1703	Chhattisgarh	Raipur	Raipur
104	1704	Chhattisgarh	Sarguja	Ambikapur
105	1801	Dadra & Nagar Haveli (UT)	Dadra & Nagar Haveli	Silvassa
106	1902	Daman & Diu (UT)	Diu	Diu
107	1901	Daman & Diu (UT)	Daman	Daman
108	2001	Delhi	Delhi	Delhi/New Delhi
109	2102	Goa	North Goa	Ponda
110	2101	Goa	South Goa	Panaji/Madgaon/Margao
111	2213	Gujarat	Amreli	Amreli
112	2214	Gujarat	Banaskantha	Banaskantha
113	2215	Gujarat	Bharuch	Bharuch
114	2216	Gujarat	Botad	Botad
115	2217	Gujarat	Dahod	Dahod
116	2218	Gujarat	Sabarkantha	Himatnagar
117	2219	Gujarat	Jamnagar	Jamnagar
118	2220	Gujarat	Junagadh	Junagadh
119	2221	Gujarat	Kadi	Kadi
120	2222	Gujarat	Kheda	Kheda
121	2223	Gujarat	Mehsana	Mehsana
122	2224	Gujarat	Aravalli	Modasa
123	2225	Gujarat	Narmada	Narmada
124	2226	Gujarat	Navsari	Navsari
125	2227	Gujarat	Porbandar	Porbandar
126	2228	Gujarat	Surendranagar	Surendranagar
127	2229	Gujarat	Gir Somnath	Veraval
128	2230	Gujarat	Tapi	Vyara
129	2201	Gujarat	Ahmedabad	Ahmedabad

130	2202	Gujarat	Vallabhvidyanagar	Anand
131	2203	Gujarat	Bhavnagar	Bhavnagar
132	2204	Gujarat	Gandhinagar	Gandhinagar
133	2205	Gujarat	Panchmahal	Godhra
134	2206	Gujarat	Patan	Patan
135	2207	Gujarat	Rajkot	Rajkot
136	2208	Gujarat	Surat	Surat
137	2209	Gujarat	Vadodara	Vadodara
138	2210	Gujarat	Valsad/Vapi	Valsad/Vapi
139	2211	Gujarat	Gandhidham	Gandhidham
140	2212	Gujarat	Kutch	Bhuj
141	2305	Haryana	Bhiwani	Bhiwani
142	2306	Haryana	Hissar	Hissar
143	2307	Haryana	Jhajjar	Jhajjar
144	2308	Haryana	Jind	Jind
145	2309	Haryana	Kaithal	Kaithal
146	2310	Haryana	Kurukshetra	Kurukshetra
147	2311	Haryana	Mahendragarh	Mahendragarh
148	2312	Haryana	Mewat	Mewat
149	2313	Haryana	Palwal	Palwal
150	2314	Haryana	Panipat	Panipat
151	2315	Haryana	Rewari	Rewari
152	2316	Haryana	Rohtak	Rohtak
153	2317	Haryana	Sirsa	Sirsa
154	2318	Haryana	Sonipat	Sonipat
155	2319	Haryana	Yamuna Nagar	Yamuna Nagar
156	2301	Haryana	Faridabad	Faridabad
157	2302	Haryana	Gurugram	Gurugram
158	2303	Haryana	Ambala	Ambala
159	2304	Haryana	Karnal	Karnal
160	2403	Himachal Pradesh	Bilaspur	Bilaspur (HP)
161	2404	Himachal Pradesh	Chamba	Chamba
162	2405	Himachal Pradesh	Kangra	Kangra/Palampur
163	2406	Himachal Pradesh	Kullu	Kullu
164	2407	Himachal Pradesh	Mandi	Mandi
165	2408	Himachal Pradesh	Sirmaur	Sirmaur
166	2409	Himachal Pradesh	Solan	Solan
167	2410	Himachal Pradesh	Una	Una
168	2401	Himachal Pradesh	Hamirpur	Hamirpur (HP)
169	2402	Himachal Pradesh	Shimla	Shimla
170	2505	Jammu & Kashmir	Badgam	Badgam
171	2506	Jammu & Kashmir	Kathua	Kathua
172	2507	Jammu & Kashmir	Kupwara	Kupwara
173	2508	Jammu & Kashmir	Pulwama	Pulwama
174	2509	Jammu & Kashmir	Samba	Samba

175	2510	Jammu & Kashmir	Udhampur	Udhampur
176	2501	Jammu & Kashmir	Jammu	Jammu
177	2502	Jammu & Kashmir	Srinagar	Srinagar (J & K)
178	2503	Jammu & Kashmir	Anantnag	Anantnag
179	2504	Jammu & Kashmir	Baramulla	Baramulla
180	2605	Jharkhand	West Singhbhum	Chaibasa
181	2606	Jharkhand	Chatra	Chatra
182	2607	Jharkhand	Deoghar	Deoghar (JH)
183	2608	Jharkhand	Dhanbad	Dhanbad
184	2609	Jharkhand	Dumka	Dumka
185	2610	Jharkhand	Garhwa	Garhwa
186	2611	Jharkhand	Giridih	Giridih
187	2612	Jharkhand	Godda	Godda
188	2613	Jharkhand	Gumla	Gumla
189	2614	Jharkhand	Khunti	Khunti
190	2615	Jharkhand	Koderma	Koderma
191	2616	Jharkhand	Latehar	Latehar
192	2617	Jharkhand	Lohardaga	Lohardaga
193	2618	Jharkhand	Pakur	Pakur
194	2619	Jharkhand	Palamu	Palamu
195	2620	Jharkhand	Ramgarh	Ramgarh
196	2621	Jharkhand	Sahibganj	Sahibganj
197	2622	Jharkhand	Simdega	Simdega
198	2601	Jharkhand	Bokaro Steel City	Bokaro
199	2602	Jharkhand	East Singhbhum	Jamshedpur
200	2603	Jharkhand	Ranchi	Ranchi
201	2604	Jharkhand	Hazaribagh	Hazaribagh
202	2710	Karnataka	Bagalkot	Bagalkot
203	2711	Karnataka	Ballari	Ballari
204	2712	Karnataka	Bengaluru- Urban	Bengaluru- Urban
205	2713	Karnataka	Bidar	Bidar
206	2714	Karnataka	Chamarajnaragar	Chamarajnaragar
207	2715	Karnataka	Chikaballapur	Chikaballapur
208	2716	Karnataka	Chikmagalur	Chikmagalur
209	2717	Karnataka	Chitradurga	Chitradurga
210	2718	Karnataka	Gadag	Gadag
211	2719	Karnataka	Hassan	Hassan
212	2720	Karnataka	Haveri District	Haveri
213	2721	Karnataka	Uttara Kannada	Karwar
214	2722	Karnataka	Kodagu	Kodagu
215	2723	Karnataka	Kolar	Kolar
216	2724	Karnataka	Koppal	Koppal
217	2725	Karnataka	Mandya	Mandya
218	2726	Karnataka	Raichur	Raichur
219	2727	Karnataka	Ramanagara	Ramanagara

220	2728	Karnataka	Shimoga	Shivamoga (Shimoga)
221	2729	Karnataka	Tumkur	Tumakuru
222	2730	Karnataka	Vijayapura	Vijayapura
223	2731	Karnataka	Yadgir	Yadgir
224	2701	Karnataka	Belagavi	Belagavi (Belgaum)
225	2702	Karnataka	Bengaluru- Rural	Bengaluru- Rural
226	2703	Karnataka	Davangere	Davangere
227	2704	Karnataka	Dharwad/Hubli	Dharwad
228	2705	Karnataka	Kalaburagi	Gulbarga/Kalaburgi
229	2706	Karnataka	Hubli	Hubli
230	2707	Karnataka	Dakshina Kannada	Mangaluru (Mangalore)
231	2708	Karnataka	Mysore	Mysuru (Mysore)
232	2709	Karnataka	Udupi	Udupi/Manipal
233	2814	Kerala	Pathanamthitta	Pathanamthitta
234	2815	Kerala	Kannur	Piyyannur
235	2816	Kerala	Wayanad	Wayanad
236	2801	Kerala	Alappuzha	Alappuzha/Chengannur
237	2802	Kerala	Angamaly	Angamaly
238	2803	Kerala	Ernakulam	Ernakulam/Moovattupuzha
239	2804	Kerala	Kannur	Kannur
240	2805	Kerala	Kasaragod	Kasaragod
241	2806	Kerala	Kollam	Kollam
242	2807	Kerala	Kottayam	Kottayam
243	2808	Kerala	Kozhikode	Kozhikode/Calicut
244	2809	Kerala	Malappuram	Malappuram
245	2810	Kerala	Palakkad	Palakkad
246	2811	Kerala	Thiruvananthapuram	Thiruvananthapuram
247	2812	Kerala	Thrissur	Thrissur
248	2813	Kerala	Idukki	Idukki
249	2901	Lakshadweep (UT)	Kavaratti	Kavaratti
250	4701	Ladakh(UT)	Leh	Leh
251	4702	Ladakh(UT)	Kargil	Kargil
252	3007	Madhya Pradesh	Ashok Nagar	Ashok Nagar
253	3008	Madhya Pradesh	Balaghat	Balaghat
254	3009	Madhya Pradesh	Barwani	Barwani
255	3010	Madhya Pradesh	Betul	Betul
256	3011	Madhya Pradesh	Bhind	Bhind
257	3012	Madhya Pradesh	Chhatarpur	Chhatarpur
258	3013	Madhya Pradesh	Chhindwara	Chhindwara
259	3014	Madhya Pradesh	Damoh	Damoh
260	3015	Madhya Pradesh	Datia	Datia
261	3016	Madhya Pradesh	Deoghar	Deoghar (MP)
262	3017	Madhya Pradesh	Dewas	Dewas
263	3018	Madhya Pradesh	Dhar	Dhar
264	3019	Madhya Pradesh	Guna	Guna

265	3020	Madhya Pradesh	Hoshangabad	Hoshangabad
266	3021	Madhya Pradesh	Khandwa	Khandwa
267	3022	Madhya Pradesh	Khargone (West Nimar)	Khargone (West Nimar)
268	3023	Madhya Pradesh	Mandsaur	Mandsaur
269	3024	Madhya Pradesh	Morena	Morena
270	3025	Madhya Pradesh	Neemuch	Neemuch
271	3026	Madhya Pradesh	Rajgarh	Rajgarh
272	3027	Madhya Pradesh	Ratlam	Ratlam
273	3028	Madhya Pradesh	Sagar	Sagar
274	3029	Madhya Pradesh	Satna	Satna
275	3030	Madhya Pradesh	Singrauli	Singrauli
276	3031	Madhya Pradesh	Vidisha	Vidisha
277	3001	Madhya Pradesh	Bhopal	Bhopal
278	3002	Madhya Pradesh	Gwalior	Gwalior
279	3003	Madhya Pradesh	Indore	Indore
280	3004	Madhya Pradesh	Jabalpur	Jabalpur
281	3005	Madhya Pradesh	Ujjain	Ujjain
282	3006	Madhya Pradesh	Rewa	Rewa
283	3123	Maharashtra	Bhandara	Bhandara
284	3124	Maharashtra	Chandrapur	Chandrapur
285	3125	Maharashtra	Gadchiroli	Gadchiroli
286	3126	Maharashtra	Gondia	Gondia
287	3127	Maharashtra	Nandurbar	Nandurbar
288	3128	Maharashtra	Osmanabad	Osmanabad
289	3129	Maharashtra	Palghar	Palghar
290	3130	Maharashtra	Parbhani	Parbhani
291	3131	Maharashtra	Raigad	Raigad
292	3132	Maharashtra	Wardha	Wardha
293	3133	Maharashtra	Washim	Washim
294	3134	Maharashtra	Yavatmal	Yavatmal
295	3101	Maharashtra	Ahmednagar	Ahmednagar
296	3102	Maharashtra	Akola	Akola
297	3103	Maharashtra	Amravati	Amravati
298	3104	Maharashtra	Aurangabad	Aurangabad (MR)
299	3105	Maharashtra	Beed	Beed
300	3106	Maharashtra	Buldhana	Buldhana
301	3107	Maharashtra	Jalgaon	Jalgaon
302	3108	Maharashtra	Kolhapur	Kolhapur
303	3109	Maharashtra	Latur	Latur
304	3110	Maharashtra	Mumbai City	Mumbai
305	3111	Maharashtra	Nagpur	Nagpur
306	3112	Maharashtra	Nanded	Nanded
307	3113	Maharashtra	Nashik	Nashik
308	3114	Maharashtra	Mumbai City	Navi Mumbai
309	3115	Maharashtra	Pune	Pune

310	3116	Maharashtra	Satara	Satara
311	3117	Maharashtra	Solapur	Solapur
312	3118	Maharashtra	Thane	Thane
313	3119	Maharashtra	Sangli	Sangli
314	3120	Maharashtra	Sindhudurg	Sindhudurg
315	3121	Maharashtra	Ratnagiri	Ratnagiri
316	3122	Maharashtra	Dhule	Dhule
317	3202	Manipur	Chandel	Chandel
318	3201	Manipur	Imphal	Imphal
319	3302	Meghalaya	East Khasi Hills	East Khasi Hills
320	3303	Meghalaya	Ri Bhoi	Ri Bhoi
321	3301	Meghalaya	Shillong	Shillong
322	3402	Mizoram	Mamit	Mamit
323	3401	Mizoram	Aizawl	Aizawl
324	3503	Nagaland	Kiphrie	Kiphrie
325	3501	Nagaland	Dimapur	Dimapur
326	3502	Nagaland	Kohima	Kohima
327	3617	Odisha	Baragarh	Baragarh
328	3618	Odisha	Mayurbanj	Baripada/Mayurbanj
329	3619	Odisha	Bhadrak	Bhadrak
330	3620	Odisha	Dhenkanal	Dhenkanal
331	3621	Odisha	Jagatsinghpur	Jagatsinghpur
332	3622	Odisha	Jajpur	Jajpur
333	3623	Odisha	Jharsuguda	Jharsuguda
334	3624	Odisha	Kendrapara	Kendrapara
335	3625	Odisha	Nawarangpur	Nawarangpur
336	3626	Odisha	Nuapada	Nuapada
337	3601	Odisha	Angul	Angul
338	3602	Odisha	Balasore	Balasore (Baleswar)
339	3603	Odisha	Ganjam	Berhampur/Ganjam
340	3604	Odisha	Khordha	Bhubaneswar
341	3605	Odisha	Cuttack	Cuttack
342	3606	Odisha	Sundergarh	Rourkela
343	3607	Odisha	Sambalpur	Sambalpur
344	3608	Odisha	Balangir	Balangir
345	3609	Odisha	Kalahandi	Bhawanipatna / Kalahandi
346	3610	Odisha	Kendujhar (Keonjhar)	Kendujhar (Keonjhar)
347	3611	Odisha	Koraput	Jeypore (Odisha)
348	3612	Odisha	Malkangiri	Malkangiri
349	3613	Odisha	Paralakhemundi (Gajapati)	Paralakhemundi (Gajapati)
350	3614	Odisha	Phulbani (Kandhamal)	Phulbani (Kandhamal)
351	3615	Odisha	Rayagada	Rayagada
352	3616	Odisha	Puri	Puri
353	37	Puducherry (UT)	Puducherry	Karaikal
354	3701	Puducherry(UT)	Puducherry	Puducherry

355	3806	Punjab	Faridkot	Faridkot
356	3807	Punjab	Fazilka	Fazilka
357	3808	Punjab	Firozpur	Firozpur
358	3809	Punjab	Gurdaspur	Gurdaspur
359	3810	Punjab	Hoshiarpur	Hoshiarpur
360	3811	Punjab	Moga	Moga
361	3812	Punjab	Pathankot	Pathankot
362	3813	Punjab	Rupnagar	Rupnagar
363	3814	Punjab	Sahibzada Ajit Singh Nagar	Sahibzada Ajit Singh Nagar
364	3815	Punjab	Sangrur	Sangrur
365	3816	Punjab	Sri Muktsar Sahib	Sri Muktsar Sahib
366	3801	Punjab	Amritsar	Amritsar
367	3802	Punjab	Bhatinda	Bhatinda
368	3803	Punjab	Jalandhar	Jalandhar
369	3804	Punjab	Ludhiana	Ludhiana
370	3805	Punjab	Patiala	Patiala/Fatehgarh Sahib
371	3907	Rajasthan	Alwar	Alwar
372	3908	Rajasthan	Baran	Baran
373	3909	Rajasthan	Barmer	Barmer
374	3910	Rajasthan	Bharatpur	Bharatpur
375	3911	Rajasthan	Bhilwara	Bhilwara
376	3912	Rajasthan	Chittorgarh	Chittorgarh
377	3913	Rajasthan	Churu	Churu
378	3914	Rajasthan	Dausa	Dausa
379	3915	Rajasthan	Dholpur	Dholpur
380	3916	Rajasthan	Hanumangarh	Hanumangarh
381	3917	Rajasthan	Jaisalmer	Jaisalmer
382	3918	Rajasthan	Jhunjhunu	Jhunjhunu
383	3919	Rajasthan	Karauli	Karauli
384	3920	Rajasthan	Nagaur	Nagaur
385	3921	Rajasthan	Pali	Pali
386	3922	Rajasthan	Sawai Madhopur	Sawai Madhopur
387	3923	Rajasthan	Sikar	Sikar
388	3924	Rajasthan	Sirohi	Sirohi
389	3925	Rajasthan	Sriganganagar	Sriganganagar
390	3901	Rajasthan	Ajmer	Ajmer
391	3902	Rajasthan	Bikaner	Bikaner
392	3903	Rajasthan	Jaipur	Jaipur
393	3904	Rajasthan	Jodhpur	Jodhpur
394	3905	Rajasthan	Kota	Kota
395	3906	Rajasthan	Udaipur	Udaipur
396	4002	Sikkim	West Sikkim	West Sikkim
397	4001	Sikkim	Gangtok	Gangtok
398	4119	Tamil Nadu	Ariyalur	Ariyalur
399	4120	Tamil Nadu	Dharmapuri	Dharmapuri



400	4121	Tamil Nadu	Erode	Erode
401	4122	Tamil Nadu	Krishnagiri	Krishnagiri
402	4123	Tamil Nadu	Nagapattinam	Nagapattinam
403	4124	Tamil Nadu	Pudukkottai	Pudukkottai
404	4125	Tamil Nadu	Ramanathapuram	Ramanathapuram
405	4126	Tamil Nadu	Sivaganga	Sivaganga
406	4127	Tamil Nadu	Thoothukudi	Thoothukudi
407	4128	Tamil Nadu	Tiruvarur	Tiruvarur
408	4129	Tamil Nadu	Tiruvannamalai	Tiruvannamalai
409	4130	Tamil Nadu	Nilgiris	Udhagamandalam
410	4131	Tamil Nadu	Villupuram	Viluppuram
411	4101	Tamil Nadu	Chennai	Chennai
412	4102	Tamil Nadu	Coimbatore	Coimbatore
413	4103	Tamil Nadu	Cuddalore	Cuddalore
414	4104	Tamil Nadu	Kanchipuram	Kanchipuram
415	4105	Tamil Nadu	Karur	Karur
416	4106	Tamil Nadu	Madurai	Madurai
417	4107	Tamil Nadu	Kanyakumari	Kanyakumari/Nagercoil
418	4108	Tamil Nadu	Namakkal	Namakkal
419	4109	Tamil Nadu	Salem	Salem
420	4110	Tamil Nadu	Thanjavur	Thanjavur
421	4111	Tamil Nadu	Thiruvallur	Thiruvallur
422	4112	Tamil Nadu	Tiruchirappalli	Tiruchirappalli
423	4113	Tamil Nadu	Tirunelveli	Tirunelveli
424	4114	Tamil Nadu	Vellore	Vellore
425	4115	Tamil Nadu	Chengalpet	Chengalpet
426	4116	Tamil Nadu	Virudhanagar	Virudhunagar
427	4117	Tamil Nadu	Dindigul	Dindigul
428	4118	Tamil Nadu	Tiruppur	Tiruppur
429	4209	Telangana	Adilabad	Adilabad
430	4210	Telangana	Asifabad	Asifabad
431	4211	Telangana	Bhupalapally	Bhupalapally
432	4212	Telangana	Jogulamba Gadwal	Gadwal
433	4213	Telangana	Jagtial	Jagtial
434	4214	Telangana	Jangaon	Jangaon
435	4215	Telangana	Bhadradi Kothagudem	Kothagudem
436	4216	Telangana	Mahabubabad	Mahabubabad
437	4217	Telangana	Mancherial	Mancherial
438	4218	Telangana	Medak	Medak
439	4219	Telangana	Medchal	Medchal
440	4220	Telangana	Nalgonda	Nalgonda
441	4221	Telangana	Nizamabad	Nizamabad
442	4222	Telangana	Siddipet	Siddipet
443	4223	Telangana	Suryapet	Suryapet
444	4224	Telangana	Vikarabad	Vikarabad

445	4201	Telangana	Ranga Reddy	Hyderabad/Secunderabad
446	4202	Telangana	Karimnagar	Karimnagar
447	4203	Telangana	Khammam	Khammam
448	4204	Telangana	Ranga Reddy	Ranga Reddy
449	4205	Telangana	Warangal (Rural)	Warangal
450	4206	Telangana	Sangareddy	Sangareddy
451	4207	Telangana	Mahbubnagar	Mahbubnagar
452	4208	Telangana	Hayathnagar	Hayathnagar
453	4302	Tripura	Dhalai	Dhalai
454	4301	Tripura	West Tripura	Agartala
455	4417	Uttar Pradesh	Ambedkar Nagar	Ambedkar Nagar
456	4418	Uttar Pradesh	Amethi	Amethi
457	4419	Uttar Pradesh	Azamgarh	Azamgarh
458	4420	Uttar Pradesh	Sambhal	Bahjoi
459	4421	Uttar Pradesh	Bahraich	Bahraich
460	4422	Uttar Pradesh	Ballia	Ballia
461	4423	Uttar Pradesh	Balrampur	Balrampur
462	4424	Uttar Pradesh	Banda	Banda
463	4425	Uttar Pradesh	Barabanki	Barabanki
464	4426	Uttar Pradesh	Basti	Basti
465	4427	Uttar Pradesh	Bijnor	Bijnor
466	4428	Uttar Pradesh	Budaun	Budaun
467	4429	Uttar Pradesh	Bulandshahr	Bulandshahr
468	4430	Uttar Pradesh	Chandauli	Chandauli
469	4431	Uttar Pradesh	Chitrakoot	Chitrakoot
470	4432	Uttar Pradesh	Deoria	Deoria
471	4433	Uttar Pradesh	Etawah	Etawah
472	4434	Uttar Pradesh	Firozabad	Firozabad
473	4435	Uttar Pradesh	Ghazipur	Ghazipur
474	4436	Uttar Pradesh	Gonda	Gonda
475	4437	Uttar Pradesh	Hapur (Panchsheel Nagar)	Hapur (Panchsheel Nagar)
476	4438	Uttar Pradesh	Hardoi	Hardoi
477	4439	Uttar Pradesh	Hathras	Hathras
478	4440	Uttar Pradesh	Jalaun	Jalaun (Orai)
479	4441	Uttar Pradesh	Jaunpur	Jaunpur
480	4442	Uttar Pradesh	Kaushambi	Kaushambi
481	4443	Uttar Pradesh	Kushinagar	Kushinagar
482	4444	Uttar Pradesh	Lakhimpur Kheri	Lakhimpur Kheri
483	4445	Uttar Pradesh	Lalitpur	Lalitpur
484	4446	Uttar Pradesh	Mainpuri	Mainpuri
485	4447	Uttar Pradesh	Mau	Mau
486	4448	Uttar Pradesh	Mirzapur	Mirzapur
487	4449	Uttar Pradesh	Moradabad	Moradabad
488	4450	Uttar Pradesh	Muzaffarnagar	Muzaffarnagar
489	4451	Uttar Pradesh	Siddharthnagar	Naugarh

490	4452	Uttar Pradesh	Pratapgarh	Pratapgarh
491	4453	Uttar Pradesh	Rai Bareilly	Rai Bareilly
492	4454	Uttar Pradesh	Rampur	Rampur
493	4455	Uttar Pradesh	Saharanpur	Saharanpur
494	4456	Uttar Pradesh	Shahjahanpur	Shahjahanpur
495	4457	Uttar Pradesh	Shravasti	Shravasti
496	4458	Uttar Pradesh	Sonbhadra	Sonbhadra
497	4459	Uttar Pradesh	Sultanpur	Sultanpur
498	4460	Uttar Pradesh	Unnao	Unnao
499	4401	Uttar Pradesh	Agra	Agra
500	4402	Uttar Pradesh	Prayagraj	Allahabad/Prayagraj
501	4403	Uttar Pradesh	Bareilly	Bareilly
502	4404	Uttar Pradesh	Ghaziabad	Ghaziabad
503	4405	Uttar Pradesh	Gorakhpur	Gorakhpur
504	4406	Uttar Pradesh	Jhansi	Jhansi
505	4407	Uttar Pradesh	Kanpur Rural	Kanpur
506	4408	Uttar Pradesh	Lucknow	Lucknow
507	4409	Uttar Pradesh	Meerut	Meerut
508	4410	Uttar Pradesh	Gautam Buddha Nagar	Noida/Greater Noida
509	4411	Uttar Pradesh	Varanasi	Varanasi
510	4412	Uttar Pradesh	Fatehpur	Fatehpur
511	4413	Uttar Pradesh	Mathura	Mathura
512	4414	Uttar Pradesh	Sitapur	Sitapur
513	4415	Uttar Pradesh	Ayodhya	Faizabad
514	4416	Uttar Pradesh	Aligarh	Aligarh
515	4504	Uttarakhand	Almora	Almora
516	4505	Uttarakhand	Haridwar	Haridwar
517	4506	Uttarakhand	Nainital	Nainital
518	4507	Uttarakhand	Tehri Garhwal	New Tehri
519	4508	Uttarakhand	Pantnagar	Pantnagar
520	4509	Uttarakhand	Pauri Garhwal	Pauri Garhwal
521	4510	Uttarakhand	Udham Singh Nagar	Udham Singh Nagar
522	4501	Uttarakhand	Dehradun	Dehradun
523	4502	Uttarakhand	Haldwani	Haldwani
524	4503	Uttarakhand	Roorkee	Roorkee
525	4610	West Bengal	Bankura	Bankura
526	4611	West Bengal	Darjeeling	Darjeeling
527	4612	West Bengal	Jalpaiguri	Jalpaiguri
528	4613	West Bengal	Nadia	Kalyani
529	4614	West Bengal	Malda	Malda
530	4615	West Bengal	Murshidabad	Murshidabad
531	4616	West Bengal	Cooch Behar	Nadia
532	4617	West Bengal	Purba Medinipur	Purba Medinipur
533	4618	West Bengal	South 24 Parganas	South 24 Parganas
534	4619	West Bengal	Birbhum	Suri

535	4601	West Bengal	North 24 Parganas	North 24 Parganas
536	4602	West Bengal	Paschim Bardhaman	Asansol
537	4603	West Bengal	Purba Bardhaman	Burdwan (Bardhaman)
538	4604	West Bengal	Durgapur	Durgapur
539	4605	West Bengal	Hooghly	Hooghly
540	4606	West Bengal	Howrah	Howrah
541	4607	West Bengal	Paschim Medinipur	Kharagpur
542	4608	West Bengal	Kolkata	Kolkata
543	4609	West Bengal	Siliguri	Siliguri
544	9903	UAE	Abu Dhabi	Abu Dhabi
545	9904	Thailand	Bangkok	Bangkok
546	9905	Sri Lanka	Colombo	Colombo
547	9906	Qatar	Doha	Doha
548	9902	UAE	Dubai	Dubai
549	9907	Nepal	Kathmandu	Kathmandu
550	9908	Malaysia	Kuala Lumpur	Kuala Lumpur
551	9901	Kuwait	Kuwait City	Kuwait City
552	9909	Nigeria	Lagos	Lagos
553	9910	Bahrain	Manama	Manama
554	9911	Oman	Muscat	Muscat
555	9912	Saudi Arabia	Riyadh	Riyadh
556	9913	UAE	Sharjah	Sharjah
557	9914	Singapore	Singapore	Singapore

*Note: NTA Reserves The Right To Change Any Of The Above-Mentioned Cities That May Have Been Opted By Any Candidate In His/ Her Online Application Form, At A Later Stage Due To Logistic Reasons And May Allot Another City To Him/Her From His/ Her Choices Of Cities, Given In The Online Application Form.*

**Graduate Medical Education Regulations**

**(Amendment), 2019**  
**(Notification No. MCI-34(41)/2019-MED/112862, dated 13th May 2019)**

**BOARD OF GOVERNORS IN SUPER-SESSION**  
**OF MEDICAL COUNCIL OF INDIA**  
**AMENDMENT NOTIFICATION**

New Delhi, the 13th May, 2019

**No.MCI-34(41)/2019-Med/112862.**— In exercise of the powers conferred by Section 33 of the Indian Medical Council Act, 1956 (102 of 1956), the Board of Governors in super-session of Medical Council of India with the previous sanction of the Central Government, hereby makes the following Regulations to further amend the “Graduate Medical Education Regulation, 1997”, namely: —

1. (i) These Regulations may be called the “Graduate Medical Education Regulations, (Amendment), 2019”.
- (ii) They shall come into force from the date of their publication in the Official Gazette.

2. In the “Regulations on Graduate Medical Education, 1997”, in Appendix “H” - Guidelines regarding admission of students with “Specified Disabilities” under the Rights of persons with Disabilities Act, 2016 with respect to admission in MBBS –shall be substituted with Appendix “H-1”.

DR. R. K. VATS, Secy. General  
 [Advt.-III/4/Exty./45/19]

**Foot Note:** The Principal Regulations namely, “Graduate Medical Education Regulations, 1997” were published in Part – III, Section (4) of the Gazette of India vide Medical Council of India notification dated 4th March, 1997, and amended vide MCI notifications dated 29/05/1999, 02/07/2002, 30/09/2003, 16/10/2003, 01/03/2004, 20/10/2008, 15/12/2008, 22/12/2008, 25/03/2009, 19/04/2010, 07/10/2010, 21/12/2010, 15/02/2012, 29/12/2015, 05/08/2016, 21/09/2016, 10/03/2017, 04/07/2017, 23/01/2018, 06/02/2018, 21/05/2018 & 05/02/2019.

**Appendix “H - 1”**

**Guidelines regarding admission of students with “Specified Disabilities” under the Rights of Persons with Disabilities Act, 2016 with respect to admission in MBBS Course.**

- Note :
1. The “Certificate of Disability” shall be issued in accordance with the Rights of Persons with Disabilities Rules, 2017 notified in the Gazette of India by the Ministry of Social Justice and Empowerment [Department of Empowerment of Persons with Disabilities (*Divyangjan*)] on 15th June 2017.
  2. The extent of “specified disability” in a person shall be assessed in accordance with the “Guidelines for the purpose of assessing the extent of specified disability in a person included under the Rights of Persons with Disabilities Act, 2016 (49 of 2016)” notified in the Gazette of India by the Ministry of Social Justice and Empowerment [Department of Empowerment of Persons with Disabilities (*Divyangjan*)] on 4th January 2018.
  3. The minimum degree of disability should be 40% (Benchmark Disability) in order to be eligible for availing reservation for persons with specified disability.
  4. The term ‘Persons with Disabilities’ (PwD) is to be used instead of the term ‘Physically Handicapped’ (PH).

S. No.	Disability Type	Type of Disabilities	Specified Disability	Disability Range				
				Eligible for Medical Course, Not Eligible for PwD Quota	Eligible for Medical Course, Eligible for PwD Quota	Not Eligible for Medical Course		
1.	Physical Disability	A. Locomotor Disability, including Specified Disabilities (a to f).	a. Leprosy cured person*	Less than 40% disability	40-80% disability Persons with more than 80% disability may also be allowed on case to case basis and their functional competency will be determined with the aid of assistive devices, if it is being used, to see if it is brought below 80% and whether they possess sufficient motor ability as required to pursue and complete the course satisfactorily.	More than 80%		
			b. Cerebral Palsy**					
			c. Dwarfism					
			d. Muscular Dystrophy					
			e. Acid attack victims					
			f. Others*** such as Amputation, Poliomyelitis, etc.					
		<p>* Attention should be paid to loss of sensations in fingers and hands, amputation, as well as involvement of eyes and corresponding recommendations be looked at.</p> <p>** Attention should be paid to impairment of vision, hearing, cognitive function etc. and corresponding recommendations be looked at.</p> <p>*** Both hands intact, with intact sensations, sufficient strength and range of motion are essential to be considered eligible for medical course.</p>						
		B. Visual Impairment (*)	a. Blindness	Less than 40% disability	-	Equal to or More than 40% Disability		
		C. Hearing impairment@	a. Deaf	Less than 40% Disability	-	Equal to or more than 40% Disability		
			b. Hard of hearing					
<p>(*) Persons with Visual impairment / visual disability of more than 40% may be made eligible to pursue MBBS Course and may be given reservation, subject to the condition that the visual disability is brought to a level of less than the benchmark of 40% with advanced low vision aids</p>								
S. No.	Disability Type	Type of Disabilities	Specified Disability	Disability Range				
				Eligible for Medical Course, Not Eligible for PwD Quota	Eligible for Medical Course, Eligible for PwD Quota	Not Eligible for Medical Course		
				such as telescopes / magnifier etc.				
				<p>@ Persons with hearing disability of more than 40% may be made eligible to pursue MBBS Course and may be given reservation, subject to the condition that the hearing disability is brought to a level of less than the benchmark of 40% with the aid of assistive devices. In addition to this, the individual should have a speech discrimination score of more than 60%.</p>				
		D. Speech & language disability§	Organic/ neurological causes	Less than 40% Disability	-	Equal to or more than 40% Disability		
<p>§ Persons with Speech Intelligibility Affected (SIA) shall be eligible to pursue MBBS Courses, provided Speech Intelligibility Affected (SIA) score shall not exceed 3 (three), which is 40% or below.</p> <p>Persons with Aphasia shall be eligible to pursue MBBS Courses, provided Aphasia Quotient (AQ) is 40% or below.</p>								
2.	Intellectual disability		a. Specific learning disabilities (Perceptual disabilities, Dyslexia, Dyscalculia, Dyspraxia & Developmental aphasia)#	# currently there is no Quantification scale available to assess the severity of SpLD, therefore the cut-off of 40% is arbitrary and more evidence is needed.	Less than 40% Disability	Equal to or more than 40% disability and equal to or less than 80%. But selection will be based on the learning competency evaluated with the help of the remediation/ assisted technology/ aids/ infrastructural changes by the Expert Panel.	More than 80% or severe nature or significant cognitive/ intellectual disability.	

			b. Autism spectrum disorders	Absence or Mild Disability, Asperger syndrome (disability of upto 60% as per ISAA) where the individual is fit for MBBS course by an expert panel.	Currently not recommended due to lack of objective method to establish presence and extent of mental illness. However, the benefit of reservation/quota may be considered in future after developing better methods of disability assessment.	More than 60% disability or presence of cognitive/intellectual disability and/or if the person is unfit for pursuing MBBS course by an expert panel.
3.	Mental behaviour		Mental illness	Absence or mild Disability: less than 40% (under IDEAS)	Currently not recommended due to lack of objective method to establish presence and extent of mental illness. However, the benefit of reservation/quota may be considered in future after developing better methods of disability assessment.	Equal to or more than 40% disability or if the person is unfit to perform his/her duties. Standards may be drafted for the definition of "fitness to practice medicine", as are used by several institutions of countries other than India.
S. No.	Disability Type	Type of Disabilities	Specified Disability	Disability Range		
				Eligible for Medical Course, Not Eligible for PwD Quota	Eligible for Medical Course, Eligible for PwD Quota	Not Eligible for Medical Course
4.	Disability caused due to	a. Chronic Neurological Conditions	i. Multiple Sclerosis	Less than 40% Disability	40-80% disability	More than 80%
			ii. Parkinsonism			
		b. Blood Disorders	i. Haemophilia	Less than 40% Disability	40-80% disability	More than 80%
			ii. Thalassemia			
iii. Sickle cell disease						
5.	Multiple disabilities including deaf blindness		More than one of the above specified disabilities	<p>Must consider all above while deciding in individual cases recommendations with respect to presence any of the above, namely, Visual, Hearing, Speech &amp; Language disability, Intellectual Disability, and Mental Illness as a component of Multiple Disability.</p> <p>Combining Formula as notified by the related Gazette Notification issued by the Govt. of India</p> $a + \frac{b(90-a)}{90}$ <p>(where a= higher value of disability % and b=lower value of disability % as calculated for different disabilities)</p> <p>is recommended for computing the disability arising when more than one disabling condition is present in a given individual. This formula may be used in cases with multiple disabilities, and recommendations regarding admission and/or reservation made as per the specific disabilities present in a given individual.</p>		

Appendix-VIII

List of Centres for Disability Certificates

*(List of Disability Certification Centres who will issue Disability Certificates as per NMC norms to PwD candidates in support of their claim to avail 5% PwD reservation in UG/ Broad Speciality PG Courses)*

S/No.	Name of Disability Certification Centre	City/State	Specialities Available for which Disability Certificate can be issued as per category of Disabilities mentioned in Disability Certificate
1.	Vardhman Mahavir Medical College & Safdarjang Hospital (VMMC & SJH)	New Delhi	All Disabilities as mentioned in Disability Certificate <b>except auditory disabilities (ENT) and Intellectual Disabilities &amp; Behavioural disabilities.</b>
2.	All India Institute of Physical Medicine and Rehabilitation (AIIPMR)	Mumbai	For Locomotor Disability only
3.	Institute of Post Graduate Medical Education & Research (IPGMER)	Kolkata	All Disabilities as mentioned in Disability Certificate
4.	Madras Medical College (MMC)	Chennai	All Disabilities as mentioned in Disability Certificate
5.	Grant Government Medical College, J.J. Hospital Compound	Mumbai, Maharashtra	All Disabilities as mentioned in Disability Certificate
6.	Goa Medical College	Goa	All Disabilities as mentioned in Disability Certificate <b>except Speech Disability.</b>
7.	Government Medical College, Thiruvananthapuram	Thiruvananthapuram, Kerala	All Disabilities as mentioned in Disability Certificate. Ophthalmology Tests to be conducted at Regional Institute of Ophthalmology, Thiruvananthapuram under GMC Thiruvananthapuram
8.	SMS Medical College	Jaipur, Rajasthan	All Disabilities as mentioned in Disability Certificate <b>except:</b> 1. Neurology- Genetic Testing 2. ENT- Speech & Language Disability Testing Orthopaedics/ PMR- Gonitometer Adult. Plumb Line, Hand Dynamometer, Laser
9.	Govt. Medical College and Hospital, Sector32	Chandigarh	All Disabilities as mentioned in Disability Certificate



10.	Govt. Medical College, Agartala, State Disability Board	<b>Agartala/Tripura</b>	Information Still Awaited
11.	Institute of Medical Sciences, Banaras Hindu University,	<b>Varanasi/ Uttar Pradesh</b>	All Disabilities as mentioned in Disability Certificate <b>except Intellectual Disability.</b>
12.	Ali Yavar Jung National Institute of Speech and Hearing Disabilities, Bandra, Mumbai	<b>Mumbai, Maharashtra</b>	<b>For Hearing Disabilities only</b>
13.	AIIMS, Nagpur	<b>Nagpur, Maharashtra</b>	All Disabilities as mentioned in Disability Certificate
14.	Atal Bihari Vajpayee Institute of Medical Sciences & RML Hospital, New Delhi. (ABVIMS & RMLH)	<b>New Delhi</b>	All Disabilities as mentioned in Disability Certificate <b>except ENT</b>
15.	Lady Hardinge Medical College & Associated Hospitals (LHMC)	<b>New Delhi</b>	All Disabilities as mentioned in Disability Certificate <b>except Intellectual Disability</b>

**Appendix-IXA: EWS Certificate**

**Government of .....**

**(Name and Address of the authority issuing the certificate)  
Income and Asset Certificate to be produced by Economically Weaker Sections**

Certificate No. \_\_\_\_\_

Date: \_\_\_\_\_

1. This is to certify that Shri/Smt./Kumari \_\_\_\_\_ son/daughter/wife of \_\_\_\_\_ permanent resident of \_\_\_\_\_ Village/Street, Post Office \_\_\_\_\_ District \_\_\_\_\_ in the State/Union Territory \_\_\_\_\_ Pin Code \_\_\_\_\_ whose photograph in attested below belongs to Economically Weaker Sections, since the gross annual income\* of his/her “family”\*\* is below Rs. 8 lakh (Rupees Eight Lakh only) for the financial year 2021-2022. His/her family does not own or possess any of the following assets\*\*\*:

- I. 5 acres of agricultural land and above;
- II. Residential flat of 1000 sq. ft. and above;
- III. Residential plot of 100 sq. yards and above in notified municipalities;
- IV. Residential plot of 200 sq. yards and above in areas other than the notified municipalities.

2. Shri/Smt./Kumari \_\_\_\_\_ belongs to the caste which is not recognized as a Schedule Caste, Schedule Tribe, and Other Backward Classes (Central List).

Signature with the seal of Officer \_\_\_\_\_

Name \_\_\_\_\_ Designation \_\_\_\_\_

Recent Passport size  
attested photograph of  
the applicant

**The income and assets of the families as mentioned  
would be required to be certified by an officer not  
below the rank of Tehsildar in the States/UTs.**

*Note 1: Income covered from all sources i.e. salary, agricultural, business, profession, etc.*

*\*\* Note2: The term “Family” for this purpose includes the person, who seeks the benefit of reservation, his/her parents and siblings below the age of 18 years as also his/her spouse and children below the age of 18 years.*

*\*\*\* Note3: The property held by a “Family” in different locations or different places/cities have been clubbed while applying the land or property holding test to determine EWS status.*

**Appendix – IXB: Declaration by the Candidate in lieu of Gen-Ews Certificate**

Name of the candidate: \_\_\_\_\_

Address: \_\_\_\_\_

\_\_\_\_\_

\_\_\_\_\_

Passport  
size  
Photograph  
of the  
Candidate

Application Number of NEET (UG) - 2022:

Mobile No: \_\_\_\_\_ Email: \_\_\_\_\_

I understand that as per the new guideline from the Ministry of Personnel, Public Grievances and Pensions, GoI, I am required to submit a GEN-EWS certificate issued on or after **1 January 2022**.

Since I have not been able to collect the said certificate on time, I may kindly be allowed to write NEET (UG) - 2022 provisionally. I hereby declare that I will upload a fresh certificate (issued on or after **1 January 2022**) at the time of reporting after seat allocation.

I understand that inability to upload the same by the given date and time will lead to the withdrawal of the GEN-EWS benefit. I also understand that, if qualified, my category will be adjusted accordingly in the Common Rank List.

**Signature of Father/Mother**

Name:

Date:

**Signature of Applicant**

Date:

### Appendix –XA: OBC-NCL Certificate Format

**FORM OF CERTIFICATE TO BE PRODUCED BY OTHER BACKWARD CLASSES (NCL)\* APPLYING FOR ADMISSION TO CENTRAL EDUCATIONAL INSTITUTIONS (CEIS), UNDER THE GOVERNMENT OF INDIA**

This is to certify that Shri/Smt./Kum\*\* \_\_\_\_\_ Son/Daughter\*\* of  
Shri/Smt.\*\* \_\_\_\_\_ of Village/ Town\*\*

\_\_\_\_\_ District/Division\*\* \_\_\_\_\_  
in the State/Union Territory \_\_\_\_\_

Belongs to the \_\_\_\_\_  
community that is recognized as a backward class under Government of India\*\*\*, Ministry of Social  
Justice and Empowerment's Resolution No. \_\_\_\_\_ dated

\_\_\_\_\_ and/or

\_\_\_\_\_ his/her family ordinarily reside(s) in the \_\_\_\_\_ District/Division \_\_\_\_\_ of \_\_\_\_\_ the  
\_\_\_\_\_ State/Union Territory. This is also to certify that **he/she**

**does NOT belong to the persons/sections (Creamy Layer)** mentioned in Column 3 of the Schedule to the  
Government of India, Department of Personnel & Training O.M. No. 36012/22/93- Estt. (SCT) dated  
08/09/93 which is modified vide OM No. 36033/3/2004 Estt. (Res.) dated 09/03/2004, further modified vide  
OM No. 36033/3/2004-Estt. (Res.) dated 14/10/2008, again further modified vide OM No.36036/2/2013-  
Estt (Res) dated. 30/05/2014, and again further modified vide OM No. 36033/1/2013-Estt (Res) dated.  
13/09/2017.

District Magistrate /

Deputy Commissioner /

Any other Competent Authority

Dated:

Seal:

\* Visit <http://www.ncbc.nic.in> for the latest guidelines and updates on the Central List of State-wise OBCs.

\*\* Please delete the word(s) which are not applicable.

\*\*\* As listed in the Annexure (for FORM-OBC-NCL)

\*\*\*\* The authority issuing the certificate needs to mention the details of the Resolution of the Government of India, in which the caste of the candidate is mentioned as OBC.

NOTE:

- The term 'Ordinarily resides' used here will have the same meaning as in Section 20 of the Representation of the People Act, 1950.
- The authorities competent to issue Caste Certificates are indicated below:
  - District Magistrate/ Additional Magistrate/ Collector/ Deputy Commissioner/ Additional Deputy Commissioner/ Deputy Collector/ Ist Class Stipendiary Magistrate/ Sub-Divisional magistrate/ Taluka Magistrate/ Executive Magistrate/ Extra Assistant Commissioner (not below the rank of Ist Class Stipendiary Magistrate).
  - Chief Presidency Magistrate / Additional Chief Presidency Magistrate / Presidency Magistrate. Revenue Officer not below the rank of Tehsildar and Sub-Divisional Officer of the area where the candidate and/or his family resides

ANNEXURE for FORM-OBC-NCL

Sl. No.	Resolution No.	Date of Notification
1	No.12011/68/93-BCC(C)	13.09.1993
2	No.12011/9/94-BCC	19.10.1994
3	No.12011/7/95-BCC	24.05.1995
4	No.12011/96/94-BCC	09.03.1996
5	No.12011/44/96-BCC	11.12.1996
6	No.12011/13/97-BCC	03.12.1997
7	No.12011/99/94-BCC	11.12.1997
8	No.12011/68/98-BCC	27.10.1999
9	No.12011/88/98-BCC	06.12.1999
10	No.12011/36/99-BCC	04.04.2000
11	No.12011/44/99-BCC	21.09.2000
12	No.12015/9/2000-BCC	06.09.2001
13	No.12011/1/2001-BCC	19.06.2003
14	No.12011/4/2002-BCC	13.01.2004
15	No.12011/9/2004-BCC	16.01.2006
16	No.12011/14/2004-BCC	12.03.2007
17	No.12011/16/2007-BCC	12.10.2007
18	No.12019/6/2005-BCC	30.07.2010
19	No. 12015/2/2007-BCC	18.08.2010
20	No.12015/15/2008-BCC	16.06.2011
21	No.12015/13/2010-BC-II	08.12.2011
22	No.12015/5/2011-BC-II	17.02.2014

**Appendix – XB: Declaration by the Candidate in lieu of OBC-NCL Certificate**

Name of the candidate:

\_\_\_\_\_  
\_\_\_\_\_

Passport  
size  
Photograph  
of the  
Candidate

Address:

\_\_\_\_\_  
\_\_\_\_\_  
\_\_\_\_\_

Application Number of NEET (UG) - 2022:

\_\_\_\_\_

Mobile No: \_\_\_\_\_ Email: \_\_\_\_\_

I understand that as per the new guideline from the Ministry of Personnel, Public Grievances and Pensions, GoI, I am required to submit the OBC-NCL certificate issued on or after **1 January 2022**.

Since I have not been able to collect the said certificate on time, I may kindly be allowed to write NEET (UG) - 2022 provisionally. I hereby declare that I will upload a fresh certificate (issued on or after **1 January 2022**) at the time of reporting after seat allocation.

I understand that inability to upload the same by the given date and time will lead to the withdrawal of the OBC-NCL benefit. I also understand that, if qualified, my category will be adjusted accordingly in the Common Rank List.

**Signature of Father/Mother**

Name:

Date:

**Signature of Applicant**

Date:

**Appendix –XI: SC/ST Certificate Format**

**FORM OF CERTIFICATE TO BE PRODUCED BY SCHEDULED CASTES (SC) AND SCHEDULED TRIBES (ST) CANDIDATES**

1. This is to certify that Shri/ Shrimati/ Kumari\* \_\_\_\_\_ son/daughter\* of \_\_\_\_\_ of Village/Town\* \_\_\_\_\_ District/Division\* \_\_\_\_\_ of State/Union Territory\* \_\_\_\_\_ belongs to the Scheduled Caste / Scheduled Tribe\* under :-

- \* The Constitution (Scheduled Castes) Order, 1950
  - \* The Constitution (Scheduled Tribes) Order, 1950
  - \* The Constitution (Scheduled Castes) (Union Territories) Order, 1951
  - \* The Constitution (Scheduled Tribes) (Union Territories) Order, 1951
- [As amended by the Scheduled Castes and Scheduled Tribes Lists (Modification Order) 1956, the Bombay Reorganisation Act, 1960, the Punjab Reorganisation Act, 1966, the State of Himachal Pradesh Act, 1970, the North-Eastern Areas (Reorganisation) Act, 1971, the Scheduled Castes and Scheduled Tribes Orders (Amendment) Act, 1976 and the Scheduled Castes and Scheduled Tribes Orders (Amendment) Act, 2002]*
- \* The Constitution (Jammu and Kashmir) Scheduled Castes Order, 1956;
  - \* The Constitution (Andaman and Nicobar Islands) Scheduled Tribes Order, 1959, as amended by the Scheduled Castes and Scheduled Tribes Order (Amendment) Act, 1976;
  - \* The Constitution (Dadra and Nagar Haveli) Scheduled Castes Order, 1962;
  - \* The Constitution (Dadra and Nagar Haveli) Scheduled Tribes Order, 1962;
  - \* The Constitution (Pondicherry) Scheduled Castes Order, 1964;
  - \* The Constitution (Uttar Pradesh) Scheduled Tribes Order, 1967;
  - \* The Constitution (Goa, Daman, and Diu) Scheduled Castes Order, 1968;
  - \* The Constitution (Goa, Daman, and Diu) Scheduled Tribes Order, 1968;
  - \* The Constitution (Nagaland) Scheduled Tribes Order, 1970;
  - \* The Constitution (Sikkim) Scheduled Castes Order, 1978;
  - \* The Constitution (Sikkim) Scheduled Tribes Order, 1978;
  - \* The Constitution (Jammu and Kashmir) Scheduled Tribes Order, 1989;
  - \* The Constitution (Scheduled Castes) Order (Amendment) Act, 1990;
  - \* The Constitution (Scheduled Tribes) Order (Amendment) Act, 1991;
  - \* The Constitution (Scheduled Tribes) Order (Second Amendment) Act, 1991.

2. # This certificate is issued on the basis of the Scheduled Castes / Scheduled Tribes\* Certificate issued to Shri /Shrimati\* \_\_\_\_\_ father/mother\* of Shri /Shrimati /Kumari\* \_\_\_\_\_ of Village/Town\* \_\_\_\_\_ in District/Division\* \_\_\_\_\_ of the State State/Union Territory\* \_\_\_\_\_ who belong to the Caste / Tribe\* \_\_\_\_\_ which is recognized as a Scheduled Caste / Scheduled Tribe\* in the State / Union Territory\* \_\_\_\_\_ issued by the \_\_\_\_\_ dated \_\_\_\_\_.

3. Shri/ Shrimati/ Kumari \* \_\_\_\_\_ and / or\* his / her\* family ordinarily reside(s)\*\* in Village/Town\* \_\_\_\_\_ of District/Division\* of the State Union Territory\* of \_\_\_\_\_.

Signature: \_\_\_\_\_  
Designation: \_\_\_\_\_  
(With seal of the Office)

Place: \_\_\_\_\_ State/Union Territory\* \_\_\_\_\_

Date: \_\_\_\_\_

\* Please delete the word(s) which are not applicable.

# Applicable in the case of SC/ST Persons who have migrated from another State/UT.

**IMPORTANT NOTES**

The term "ordinarily reside(s)\*\*" used here will have the same meaning as in Section 20 of the Representation of the People Act, 1950. Officers competent to issue Caste/Tribe certificates:

1. District Magistrate / Additional District Magistrate / Collector / Deputy Commissioner / Additional Deputy Commissioner / Deputy Collector / Ist Class Stipendiary Magistrate / City Magistrate / Sub-Divisional Magistrate / Taluka Magistrate / Executive Magistrate / Extra Assistant Commissioner.
2. Chief Presidency Magistrate / Additional Chief Presidency Magistrate / Presidency Magistrate.
3. Revenue Officers not below the rank of Tehsildar.
4. Sub-divisional Officer of the area where the candidate and/ or his family normally reside(s).
5. Administrator / Secretary to Administrator / Development Officer (Lakshadweep Island).
6. Certificate issued by any other Authority will be rejected.

**Appendix –XII: Form-PwD (II) Disability Certificate**  
**(In cases of amputation or complete permanent paralysis of limbs and in cases of blindness)**  
**(NAME AND ADDRESS OF THE MEDICAL AUTHORITY ISSUING THE**  
**CERTIFICATE)**  
**(See rule 4)**

Recent PP size  
 attested photograph  
 (showing face only)  
 of the person with  
 disability

Certificate No. \_\_\_\_\_ Date: \_\_\_\_\_

This is to certify that I have carefully examined Shri/Smt./Kum. \_\_\_\_\_  
 \_\_\_\_\_son/wife/daughter of Shri \_\_\_\_\_ Date of Birth (DD/MM/YY)  
 \_\_\_\_\_ Age \_\_\_\_\_ years, male/female \_\_\_\_\_ Registration No.  
 \_\_\_\_\_ permanent resident of House No. \_\_\_\_\_ Ward/Village/ Street \_\_\_\_\_ Post  
 Office \_\_\_\_\_ District \_\_\_\_\_ State \_\_\_\_\_, whose photograph is affixed above, and am satisfied  
 that:

1. he/she is a case of:
  - a. locomotor disability
  - b. blindness

*(Please tick as applicable)*

2. the diagnosis in his/her case is \_\_\_\_\_
3. He/ She has \_\_\_\_\_% (in figure) \_\_\_\_\_ percent (in words) permanent physical  
 impairment/blindness in relation to his/her \_\_\_\_\_ (part of body) as per guidelines  
 (to be specified).
4. The applicant has submitted the following document as proof of residence:-

Nature of Document	Date of Issue	Details of authority issuing certificate

(Signature and Seal of Authorised Signatory of notified Medical Authority)

Signature/Thumb impression of the person in whose favour disability certificate is issued.



**Appendix –XIII: Form-PwD (III) Disability Certificate  
(In cases of multiple disabilities)  
(NAME AND ADDRESS OF THE MEDICAL AUTHORITY ISSUING THE  
CERTIFICATE)**

Recent PP size  
attested  
photograph  
(showing face  
only) of the person  
with disability

Certificate No. \_\_\_\_\_ Date: \_\_\_\_\_

This is to certify that I have carefully examined \_\_\_\_\_.

Shri/Smt./Kum. \_\_\_\_\_ son/

wife/daughter of Shri \_\_\_\_\_ Date of

Birth (DD/MM/YY) \_\_\_\_\_ Age \_\_\_\_\_ years,

male/female \_\_\_\_\_ Registration No. \_\_\_\_\_

\_\_\_\_\_ permanent resident of House No.

\_\_\_\_\_ Ward/Village/Street \_\_\_\_\_ Post Office

\_\_\_\_\_ District \_\_\_\_\_ State \_\_\_\_\_,

whose photograph is affixed above, and are satisfied that:

1. He/she is a Case of **Multiple Disability**. His/her extent of permanent physical impairment/ disability has been evaluated as per guidelines (to be specified) for the disabilities ticked below, and shown against the relevant disability in the table below:

S. No.	Disability	Affected Part of Body	Diagnosis	Permanent physical impairment/mental disability (in %)
1	Locomotor disability	@		
2	Low vision	#		
3	Blindness	Both Eyes		
4	Hearing impairment	£		
5	Mental retardation	X		
6	Mental-illness	X		

@ - e.g. Left/Right/both arms/legs

# - e.g. Single eye/both eyes

£ - e.g. Left/Right/both ears

2. In the light of the above, his/her overall permanent physical impairment as per guidelines (to be specified), is as follows:

In figures: \_\_\_\_\_ percent

In words: \_\_\_\_\_ percent

3. The above condition is progressive/ non-progressive/ likely to improve/ not likely to improve.

4. Reassessment of disability is:

(i) not necessary Or

(ii) is recommended/after \_\_\_\_\_ years \_\_ months, and therefore this certificate shall be valid till (DD/MM/YY) \_\_\_\_\_

5. The applicant has submitted the following document as proof of residence:

Nature of Document	Date of Issue	Details of authority issuing certificate

6. Signature and seal of the Medical Authority:

Name and Seal of Member	Name of Seal of Member	Name and Seal of the Chairperson

Signature/Thumb impression of the person in whose favour disability certificate is issued

**Appendix –XIV: Form-PwD (IV) Disability Certificate**  
**(In cases other than those mentioned in Forms II and III)**  
**(NAME AND ADDRESS OF THE MEDICAL AUTHORITY ISSUING THE CERTIFICATE)**  
**(See rule 4)**

Recent PP size  
 attested photograph  
 (showing face only)  
 of the person with  
 disability

Certificate No. \_\_\_\_\_

Date: \_\_\_\_\_

This is to certify that I have carefully examined

Shri/Smt./Kum. \_\_\_\_\_ son/ wife/daughter of Shri \_\_\_\_\_

\_\_\_\_\_ Date of Birth (DD/MM/YY) Age \_\_\_ years,

male/female \_\_\_ Registration No. \_\_\_\_\_ permanent resident of House No.

\_\_\_\_\_ Ward/Village/Street \_\_\_\_\_ Post Office \_\_\_\_\_ District \_\_\_\_\_

\_\_\_\_\_ State \_\_\_\_\_, whose photograph is affixed above, and am satisfied that he/she is a case of disability.

1. His/her extent of percentage of physical impairment/disability has been evaluated as per guidelines (to be specified) and is shown against the relevant disability in the table below:

S. No.	Disability	Diagnosis	Permanent physical impairment / mental disability (in %)
1	Locomotors disability		
2	Visual Impairment (blindness / low vision)		
3	Hearing impairment		
4	Speech and language disability		
5	Intellectual disability		
6	Mental-illness		
7	Disability caused due to chronic neurological conditions and/or blood disorders		

(Please strike out the disabilities which are not applicable.)

2. The above condition is progressive/ non-progressive/ likely to improve/ not likely to improve.
3. Reassessment of disability is:
  - a. not necessary Or
  - b. is recommended/after \_\_\_\_\_ years \_\_\_\_\_ months, and therefore this certificate shall be valid till (DD/MM/YY) \_\_\_\_\_
4. The applicant has submitted the following document as proof of residence:

Nature of Document	Date of Issue	Details of authority issuing certificate

(Authorized Signatory of notified Medical Authority) (Name and Seal)

Countersigned

{Countersignature and seal of the CMO/Medical Superintendent/Head of Government Hospital, in case the certificate is issued by a medical authority who is not a government servant (with seal)}

Signature/Thumb impression of the person in whose favour disability certificate is issued.

*Note: In case this certificate is issued by a medical authority who is not a government servant, it shall be valid only if countersigned by the Chief Medical Officer of the District. Note: The principal rules were published in the Gazette of India vide notification number S.O. 908(E), dated the 31st December 1996.*

**Appendix –XV: Form-DYSLEXIC-1- Format of Medical Certificate/Report to be produced by Dyslexic Candidate**

*{To be obtained from any Government or Government approved Learning Disability Clinic/Neurodevelopmental Centre/Dyslexia Association}*

Date:

PSYCHO-EDUCATION EVALUATION REPORT

Passport  
size  
Photograph  
of the  
Candidate

Name of the candidate:

Date of Birth:

Candidate

Registration in the Dyslexia Assn. (date / number):

Name of the Father/Mother/Guardian:

Name/address and Regn. No. :  
of the Dyslexia Association

Physical & Neurologic Assessment: [ ]

Psychological Assessment: [ ]

WISC Verbal IQ:  
Performance IQ:  
Full-Scale IQ:

Interpretation: [ ]

Educational Assessment: [ ]

Certified that:

1. The condition of handicap is: MILD / MODERATE / SEVERE (tick whichever is applicable)\*.
2. The disability is **PERMANENT** in nature and **DETAILED REPORTS OF DYSLEXIA ASSESSMENT ARE ATTACHED WITH THIS FORM (IN ORIGINAL)**.

\*Learning Disability is a permanent developmental disorder. Currently, there are no standard approved methods to quantify the disorder. However, the method of diagnosis is based on significant impairment in academic achievement. To avail the benefit of relaxed norm under the PwD category, the candidate must come under the SEVERE category.

**Signature and Name (in CAPITAL LETTERS) of the certifying official:**

**Seal:**

**Appendix –XVI: FORM-DYSLEXIC-2\*-Certificate to be produced by Dyslexic Candidate from the Principal of the School/College last attended**

Testimonial

Date:

Name of the candidate:

Passport  
size  
Photograph  
of the  
Candidate

Date of Birth:

Name and Address of the School/College:

Certified that Shri/Smt/Kum \_\_\_\_\_ son/daughter of \_\_\_\_\_ of \_\_\_\_\_ village/town passed his/her Class 12 from this school and as per records, availed concession under dyslexic category.

Signature with a seal:

*\* A candidate passing Class 12 or equivalent through the open school system or in private mode may submit the certificate to this effect from the competent authority in the board certifying the concessions availed under dyslexia.*

**Appendix -XVII : List of Codes of Class 12 Education Boards**

<b>CLASS XII EDUCATION BOARDS/ COUNCILS</b>	<b>CODE</b>
COUNCIL FOR THE INDIAN SCHOOL CERTIFICATE EXAMINATIONS	01
NATIONAL INSTITUTE OF OPEN SCHOOLING	02
CENTRAL BOARD OF SECONDARY EDUCATION	03
ANDHRA PRADESH BOARD OF INTERMEDIATE EDUCATION EXAM	04
ANDHRA PRADESH BOARD OF EDUCATION (APBE).	05
A.P. OPEN SCHOOL SOCIETY	06
ASSAM HIGHER SECONDARY EDUCATION COUNCIL	07
BIHAR INTERMEDIATE EDUCATION COUNCIL	08
BIHAR BOARD OF OPEN SCHOOLING & EXAMINATION	09
CHATTISGARH BOARD OF SECONDARY EDUCATION	10
CHATTISGAR STATE OPEN SCHOOL	11
DELHI STATE OPEN SCHOOL	12
GOA BOARD OF SECONDARY AND HIGHER SECONDARY EDUCATION	13
GUJARAT SECONDARY AND HIGHER SECONDARY EDUCATION BOARD	14
HIMACHAL PRADESH BOARD OF SCHOOL EDUCATION	15
BOARD OF SCHOOL EDUCATION HARYANA	16
JHARKHAND ACADEMIC COUNCIL	17
JAMMU & KASHMIR BOARD OF SCHOOL EDUCATION	18
JAMMU AND KASHMIR STATE OPEN SCHOOL	19
DEPARTMENT OF PRE-UNIVERSITY EDUCATION, KARNATAKA	20
KERALA BOARD OF PUBLIC EXAMINATION	21
KERALA DEPARTMENT OF HIGHER EDUCATION (KDHE)	22
MEGHALAYA BOARD OF SCHOOL EDUCATION	23
MAHARASHTRA STATE BOARD OF SECONDARY AND HIGHER SECONDARY EDUCATION	24
COUNCIL OF HIGHER SECONDARY EDUCATION, MANIPUR	25
BOARD OF SECONDARY EDUCATION, MADHYA PRADESH	26
MADHYA PRADESH STATE OPEN SCHOOL EDUCATION BOARD	27
MIZORAM BOARD OF SCHOOL EDUCATION	28
NAGALAND BOARD OF SCHOOL EDUCATION	29
COUNCIL OF HIGHER SECONDARY EDUCATION, ODISHA	30
PUNJAB SCHOOL EDUCATION BOARD (PSEB)	31
RAJASTHAN STATE OPEN SCHOOL, JAIPUR	32
BOARD OF SECONDARY EDUCATION RAJASTHAN	33
TELANGANA STATE BOARD OF INTERMEDIATE EDUCATION (TSBIE)	34
TELANGANA OPEN SCHOOL SOCIETY	35
STATE BOARD OF SCHOOL EXAMINATIONS (SEC.) & BOARD OF HIGHER SECONDARY EXAMINATIONS, TAMIL NADU	36
TRIPURA BOARD OF SECONDARY EDUCATION	37
ALIGARH MUSLIM UNIVERSITY BOARD OF SECONDARY & SR. SECONDARY EDUCATION	38
BOARD OF HIGH SCHOOL & INTERMEDIATE EDUCATION, UP	39
BOARD OF SCHOOL EDUCATION UTTRAKHAND	40
WEST BENGAL BOARD OF SECONDARY EDUCATION	41
WEST BENGAL COUNCIL OF HIGHER SECONDARY EDUCATION	42
THE WEST BENGAL COUNCIL OF RABINDRA OPEN SCHOOLING	43

**Appendix –XVIII: List of Code of Occupation, Qualification & Income (For Father's/ Guardian's/ Mother's) of NEET (UG) – 2022**

List of Code of Occupation		List of Code of Income	
Occupation	Code	Income	Code
Agriculture	01	Upto Rs. 50000	01
Business	02	Rs.50001 - 1,00,000	02
Medical	03	Rs.100001 - 200000	03
Engineering	04	Rs. 200001 - 500000	04
Law practice	05	Rs. 500001 - 650000	05
Government service	06	Rs. 650001 - 800000	06
Public sector service	07	Rs. 800001 and above	07
Private service	08		
Teaching/research	09		
Other(including housewife)	10		

List of Code of Qualification		List of Category	
Qualification	Code	Code	Name
Illiterate	01	1	SC
Below class X	02	2	ST
Class X and class XII	03	3	OBC-NCL
Diploma in Engineering	04	4	GEN-EWS
Graduate – BA/BSc/BCom/BCA	05	5	GENERAL
Engineering Graduate – BE/BTech/BSc(Engg)	06		
Medicine Graduate – MBBS/BDS/BAMS/BSMS/BUMS/BHMS/BUMS/BVSc	07		
Law Graduate – LLB	08		
Post graduate – MA/MSc/MCom/MCA	09		
Engineering Post Graduate – ME/MTech/MSc(Tech)	10		
Medical Post Graduate – MD/MS/MVSc	11		
Law Post Graduate – LLM	12		
MBA/CA/ICWA	13		
PhD/DPhil/DSc/DM	14		



**Appendix – XIX: Affidavit for Single Girl Child**

*Must Be on Rs. 50/- Stamp Paper*

I \_\_\_\_\_ (father/mother of candidate) son/wife of \_\_\_\_\_  
resident of

\_\_\_\_\_ do hereby  
make oath and state as under:-

1. That the Deponent is the father/mother of \_\_\_\_\_ (candidate name) an applicant of NEET (UG)-2022 vide Application no. \_\_\_\_\_, Roll no. \_\_\_\_\_.
2. That the deponent's daughter is a Single Girl Child/Twin Daughter/Fraternal Daughter of the family and there is no other male and female child in my family.

Verified at \_\_\_\_\_ (place) on this \_\_\_\_\_ (date-month-year) that the contents of the above affidavit are true and correct to my personal knowledge and belief.

**DEPONENT SIGNATURE** .....

**NAME** .....

**FULL ADDRESS** .....

.....

.....

*Seal & Signature of .....*  
*SDM/First Class Magistrate/Gazetted Officer (not below the rank of Tehsildar)*

*Certifying the aforesaid declaration.*

**Date:** .....

**Appendix – XX: Self-Declaration by Minority Community Candidate for support from Government Scheme**

**Declaration**

I, ..... Son/Daughter of ..... A resident of  
..... hereby declare that I belong to the

(Muslims/Sikhs/Christian/Buddhists/Jains and Zoroastrians (Parsis) which is a notified minority community as per

Section 2 (c) of the National Commission for Minorities Act, 1992).

Date: .....

Place: .....

**Signature of Candidate:** .....

**Name of the Candidate:** .....

**Application no. of NEET (UG) 2022:** .....

**Roll no. of NEET (UG) 2022:** .....

**Appendix-XXI A: Embassy Certificate of Foreign Candidate (For NRI Candidates)**  
**(ON THE LETTERHEAD OF THE CONCERNED INDIAN DIPLOMATIC MISSION)**

F. No. : \_\_\_\_\_

**TO WHOMSOEVER IT MAY CONCERN**

This is to certify that Mr. /Mrs. / Ms. \_\_\_\_\_ S/o / W/o / D/o \_\_\_\_\_  
holder of Passport No. \_\_\_\_\_ issued on \_\_\_\_\_ at \_\_\_\_\_  
valid upto \_\_\_\_\_ presently residing at \_\_\_\_\_  
\_\_\_\_\_ has stayed abroad for more than 182 days  
during the last financial year and enjoys the status of Non-Resident Indian (NRI) for the period from  
\_\_\_\_\_ till date. He may be extended all courtesies and facilities, as admissible to the Non-Resident  
Indians (NRIs).

This certificate is issued for his Son/ Daughter/ Daughter-in-Law/ Spouse \_\_\_\_\_,  
for seeking admission in India under NRI Quota.

The validity of this Certificate is for six months only.

**PLACE:**

**SIGNATURE :**

**DATE :**

**NAME :**

**DESIGNATION:**

**SEAL :**

**(OF THE ISSUING AUTHORITY)**

**Appendix-XXI B: \*Documentary Proof of Citizenship  
(For Foreign and OCI Candidates)**

*\* Scanned copy of the first and last page of the Passport wherein the Citizenship /Nationality of the Candidate, as well as the date of issue, Validity Period, place of issue, and Issuing Authority of the Passport, are clearly mentioned.*

**OR**

*\* Citizenship Certificate issued by the Competent Authority in the Country of Nationality of the Candidate, wherein the Citizenship /Nationality of the Candidate, date of issue, Validity Period, place of issue, and Issuing Authority, are clearly mentioned.*

**OR**

*\* Any other Document issued by a Government Authority in the Country of Nationality of the Candidate (including OCI Card issued by the MHA or concerned Indian Diplomatic Mission in case of OCT Candidate only), wherein the Citizenship /Nationality of the Candidate, date of issue, Validity Period, place of issue and Issuing Authority of the Document, are clearly mentioned.*

**Appendix-XXII: Procedure for Online Payment of Fee and Helpline for Payment Related Queries**

After completing Step 2 of the **Online** Application Form, the candidate may remit the examination fee (**Step 3**) in the following manner:

- Check the validity of the Debit/ Credit Card and keep it ready with you while logging on to the website for submitting Application Form. The candidates should enter the information asked for and make payment through a Debit/ Credit Card.
- Through Net Banking, check the balance in your account and keep all credentials ready with you while logging on to the website for making payment. The candidates should log in with his/her credentials of net banking and make payments accordingly.
- For payment through a UPI Service, check whether there is a requisite balance in the Bank Account / Wallet to which the concerned UPI is linked.
- For payment through Paytm, check whether there is a requisite balance in the Account / Wallet to which it is linked.

**Prescribed Examination Fee (please see the Information at a Glance) can be paid through any Bank/Payment Gateway in any Payment Mode [service/processing charges per transaction and GST applicable thereon @ 18 % are to be borne by the candidate**

S.No	Mode of Payment	ICICI BANK		HDFC BANK		CANARA BANK		STATE BANK OF INDIA		PAYTM			
		ICICI	NIL Charge	HDFC	NIL Charge	Canara Bank	NIL Charge	SBI	₹ 5.00+GST	₹ 4 +GST			
1	Net Banking	Other Banks	4.00 + GST	Other Banks	4.00 + GST	Other Banks	5.00 + GST	Other Banks					
2	All Debit Card	ICICI or Other Banks	Transaction up to ₹ 2000/-	0 %	HDFC or Other Banks	Transaction up to ₹ 2000/-	0 %	Canara Bank or Other Banks	Nil Charge	Nil	Transaction up to ₹ 2000/-	Transaction upto ₹ 2000/-	Only Rupay card, no charge.
			Transaction above ₹ 2000/-	0% + GST		Transaction above ₹ 2000/-	0 %				Transaction above ₹ 2000/-	Transaction above ₹ 2000/-	Only Rupay card, no charge.
3	Credit Card	Domestic	0.40% of Transaction value	Domestic	0.40% of Fee + GST	Domestic	0.80 % of Fee + GST	Domestic	0.80% of Fee+ GST (Minimum Rs 11/-)	Domestic	0.8% + GST		
		International	2.35% of Transaction value	International	Nil Charge	International	2.35 % of Fee+ GST	International	3.50% of Fee+ GST (Minimum Rs 11/-)	International	3.5% + GST		
4	Unified Payment Interface (UPI)	ICICI or other banks	Transaction up to ₹ 2000/-	0 %	Nil Charge					Transaction up to ₹ 2000/-	Transaction up to ₹ 2000/-	0 %	
			Transaction above ₹ 2000/-	0 % + GST						Transaction above ₹ 2000/-	Transaction above ₹ 2000/-	0 %	
										PAYTM Wallet postpaid (Apply now, Pay later)	1.10%+GST 1.50% + GST		

Note: In case, the fee payment status is not 'OK', or the Confirmation Page of the Online Application is not generated after fee payment (completion of Step 3) the candidate is advised to contact the helpline number/email of the concerned Bank/Payment Gateway Integrator, as mentioned below:-

**(a) If Paying through State Bank of India (SBI):**

Level	Name	Email ID	Contact Number
1	Helpdesk	<a href="mailto:dgmcs.cc@sbi.co.in">dgmcs.cc@sbi.co.in</a>	18004253800
2	Helpdesk3	<a href="mailto:sbi.05222@sbi.co.in">sbi.05222@sbi.co.in</a>	08026599990
3	Customer Care	<a href="mailto:agmcustomer.Ihodel@sbi.co.in">agmcustomer.Ihodel@sbi.co.in</a>	1800112211
4	Through SMS	UNHAPPY (add text)	8008202020

**(b) If Paying through Canara Bank:**

Level	Name	Email ID	Contact Number
1	Helpdesk	<a href="mailto:pgsupport@billdesk.com">pgsupport@billdesk.com</a> / <a href="mailto:dssronoida@canarabank.com">dssronoida@canarabank.com</a> / <a href="mailto:cb18688@canarabank.com">cb18688@canarabank.com</a>	(022)61060524/ 8700098336/7428206788/ 9535293631
2	Complaint Management Services	<a href="mailto:pgsupport@billdesk.com">pgsupport@billdesk.com</a> / <a href="mailto:dssronoida@canarabank.com">dssronoida@canarabank.com</a> / <a href="mailto:cb18688@canarabank.com">cb18688@canarabank.com</a>	(022)61060524/ 8700098336/ 7428206788/ 9535293631
3	Customer Care	<a href="mailto:pgsupport@billdesk.com">pgsupport@billdesk.com</a> / <a href="mailto:dssronoida@canarabank.com">dssronoida@canarabank.com</a> / <a href="mailto:cb18688@canarabank.com">cb18688@canarabank.com</a>	022)61060524/ 8700098336/ 7428206788/ 9535293631
4	Through SMS		(022)61060524/8700098336 / 7428206788/ 9535293631

**(c) If Paying through HDFC Bank:**

Level	Name	Email ID	Contact Number
1	Vikram Singh	<a href="mailto:vikram.singh4@hdfcbank.com">vikram.singh4@hdfcbank.com</a>	9799810080
2.	Amit Singh	<a href="mailto:amit.singh26@hdfcbank.com">amit.singh26@hdfcbank.com</a>	7428869770
3	Ripon Bhattacharjee	<a href="mailto:ripon.bhattacharjee@hdfcbank.com">ripon.bhattacharjee@hdfcbank.com</a>	9625031697

**(d) If Paying through ICICI Bank:**

Level	Name	Email ID	Contact Number
1	Vikas Dwivedi	<a href="mailto:support.nta@ingenico.com">support.nta@ingenico.com</a>	9599533577
2	Risheb Sharma	<a href="mailto:risheb.sharma@icicibank.com">risheb.sharma@icicibank.com</a>	9873919949

**(e) If Paying through PAYTM:**

Level	Name	Email ID	Contact Number
1	Helpdesk	<a href="mailto:education.support@paytm.com">education.support@paytm.com</a>	9205780645
2	Helpdesk	<a href="mailto:education.support@paytm.com">education.support@paytm.com</a>	0120-4789526

**(f) NTA Helpdesk Contact details (in case the payment related issues are not resolved through the above mentioned Helplines of the concerned Bank/Payment Gateway Integrator):**

Email: [neet@nta.ac.in](mailto:neet@nta.ac.in)  
Phone No.: 011-40759000

**Procedure to raise payment-related Grievance:**

After (successful completion of Step 3, the Confirmation Page of the Application Form, should be downloaded and a printout of the same may be retained for future reference. The Confirmation Page of the online Application Form could be generated **only after successful payment by the Candidate.**

In case the Confirmation Page is not generated after payment of the prescribed fee, then the candidate should approach the concerned Bank/Payment Gateway integrator (in the helpline number and email given above in the Information Bulletin), for ensuring the successful payment.



In spite of the above, if a successful transaction is not reflected on the Portal, the candidate may contact NTA Helpline. If the payment issue is still not resolved, the candidate may pay a second time.

However, any duplicate payment received from the candidate by NTA in course of said transactions will be refunded through the same payment mode through which the duplicate payment is received, after fee reconciliation by NTA



Information to be provided by the Candidate while raising any payment related query/grievance through QRS/email/Helplines: -

- a. Name of the Bank and /or Payment Gateway.
- b. Date and time of the transaction
- c. Transaction Number
- d. Bank Reference Number
- e. Proof of transaction
- f. Screenshot from the payment portal (in case of payment failure).

Appendix-XXIII: Sample of images to upload in Online Application Form

IMAGE SIZE	IMAGE FORMAT	SAMPLE OF IMAGE
10 KB to 200 KB	JPG	
10 KB to 200 KB	JPG	




<p>10 KB to 200 KB</p>	<p>JPG</p>	<p><b>Left and Right hand Fingers and Thumb impression</b> Format for Left &amp; Right hands impression for NEET - 2022</p>  <p>Left Hand Right Hand</p>
<p>4 KB to 30 KB</p>	<p>JPG</p>	<p><b>Signature</b></p> 

## Information Bulletin: NEET (UG) - 2022

### Appendix-XXIV: Replica of Application Form Neet (UG) - 2022


#### Login Page:




Ministry of Education  
Ministry of Health and Family Welfare  
Government of India

### National Eligibility Cum Entrance Test (UG) - 2022

राष्ट्रीय पात्रता सह प्रवेश परीक्षा (यूजी) - 2022



राष्ट्रीय परीक्षा एजेंसी  
National Testing Agency



राष्ट्रीय आयुर्विज्ञान आयोग  
National Medical Commission

[Home](#)

#### Steps to apply online

- ✓ Apply for Online Registration
- ✓ Fill Online Application Form
- ✓ Pay Examination Fee

Application Form: National Eligibility Cum Entrance Test (UG) - 2022

New Registration


#### Only Registered Candidates Sign In

Application Form: National Eligibility Cum Entrance Test (UG) - 2022

Application No:

Password:


Security Pin as shown below (Case Sensitive):

Security Pin: 0EV132 

Sign In


[Forgot Password ?](#)     [Forgot Application No ?](#)

**Disclaimer:** This site is designed and hosted by NIC eCounselling division and the contents are provided by NTA. For any further information, please contact to NTA. (Ver 1.0.48.2.0)



एनआईसी  
National Informatics  
Centre


#### Instruction Page:




Ministry of Education  
Ministry of Health and Family Welfare  
Government of India

### National Eligibility Cum Entrance Test (UG) - 2022

राष्ट्रीय पात्रता सह प्रवेश परीक्षा (यूजी) - 2022



राष्ट्रीय परीक्षा एजेंसी  
National Testing Agency



राष्ट्रीय आयुर्विज्ञान आयोग  
National Medical Commission

[Home](#)

Registration परीकरण     Application Form आवेदन पत्र     Fee Payment आवेदन शुल्क

#### Instructions and Procedure for online submission of Application Form

Download Information Bulletin

View Examination City

1. Please read the instructions, procedure and Information Bulletin carefully before you start filling the Application Form Online.  
अभ्यर्थी आवेदन पत्र भरने से पूर्व कृपया दिए गए निर्देशों, प्रक्रियाओं एवं सूचना विवरणिका को ध्यानपूर्वक पढ़ें।
2. You can apply for NEET-UG 2022 'ON-LINE' only through the official website of NEET-UG (<https://neet.nta.nic.in>).  
अभ्यर्थी नीट (यूजी) के लिए 'ऑन-लाइन' आवेदन केवल नीट (यूजी) की आधिकारिक वेबसाइट: <https://neet.nta.nic.in> के माध्यम से ही कर सकते हैं।
3. **Examination Fees परीक्षा शुल्क**

Category / श्रेणी	In India (Fee In ₹) / भारत में (शुल्क ₹ में)	Outside India (Fee In ₹) / भारत के बाहर (शुल्क ₹ में)
General/ सामान्य	₹ 1600/- (One thousand six Hundred)/ ₹ 1600/- (एक हजार छह सौ)	₹ 8500/- (Eight thousand five Hundred)/ ₹ 8500/- (आठ हजार पांच सौ)
General-EWS/OBC-NCL(CENTRAL LIST) सामान्य। ईडब्ल्यूएस/ओबीसी-एनसीएल (केंद्रीय सूची)	₹ 1500/- (One thousand Five Hundred)/ ₹ 1500/- (एक हजार पांच सौ)	
SC / ST / Person with Disabilities(PwD)/Third Gender अनुसूचित जाति/अनुसूचित जनजाति/दिव्यांगजन व्यक्ति/थर्ड जेंडर	₹ 900/- (Nine Hundred)/ ₹ 900/- (नौ सौ)	

Service Charges & GST (as applicable) will be charged extra by the Bank.  
सेवा शुल्क और जीएसटी (लागू होने पर) बैंक द्वारा अतिरिक्त शुल्क लिया जाएगा।

4. **Application Procedure: 3 simple Steps to be followed to apply online**  
आवेदन प्रक्रिया: ऑनलाइन आवेदन करने के लिए 3 सरल चरणों का पालन किया जाना चाहिए।

### Instruction Page (Continue..)

Candidates must read carefully the Instructions (including how to fill up Application Form online) given in the Information Bulletin available on the NTA Website. Candidates not complying with the Instructions shall be summarily disqualified. अभ्यर्थियों को एनटीई वेबसाइट पर उपलब्ध सूचना विवरणिका में दिए गए निर्देशों (ऑनलाइन आवेदन पत्र को भरने सहित) को ध्यान से पढ़ना चाहिए। निर्देशों का पालन नहीं करने वाले अभ्यर्थियों को अयोग्य घोषित कर दिया जाएगा।

**Step 1: Register for Online Application Form** and note down system generated **Application Number**. The candidate should supply the required details while filling the Online Application Form and is also required to create **PASSWORD** and choose **Security Question** and enter his/her Answer. After successful submission of the personal details, Application number will be generated and it will be used to complete the remaining Steps of the Application Form and will also be required for all future reference/ correspondence. For subsequent logins, candidate will be able to login directly with the respective system generated **Application Number** and created **Password**.

**चरण 1: ऑनलाइन आवेदन पत्र के लिए पंजीकरण करें और प्राप्त आवेदन संख्या नोट करें:** अभ्यर्थी ऑनलाइन आवेदन पत्र भरते समय आवश्यक विवरणों को प्रविष्ट करें जो कुजिका बनाने, उससे संबंधित सुरक्षा प्रश्न चुनने और उसका उत्तर दर्ज करने के लिए आवश्यक है। व्यक्तिगत विवरणों को सफलतापूर्वक प्रस्तुत करने के बाद, आवेदन संख्या प्राप्त होगी जिसका उपयोग आवेदन पत्र के शेष चरणों को पूरा करने के लिए किया जाएगा और जो भविष्य के सभी संदर्भ/पत्राचार के लिए भी आवश्यक होगा। लॉग इन करने के लिए अभ्यर्थी संबंधित सिस्टम जनित आवेदन संख्या एवं स्वयं बनाई हुई कुजिका से लॉग इन कर सकेंगे।

**Step 2: Complete the Application Form** Candidate can login with the system generated Application Number and created Password for completing the Application Form.

**चरण 2: आवेदन पत्र पूरा करें:-** अभ्यर्थी सिस्टम जनित आवेदन संख्या एवं कुजिका से लॉग इन करके आवेदन पत्र को पूरा कर सकते हैं।

**Upload Scanned Images of Candidate's Photograph & Candidate Signature (wherever applicable) :**

**अभ्यर्थी की तस्वीर एवं अभ्यर्थी काहस्ताक्षर (जहाँ भी लागू हो) की स्कैन की गई छवियाँ अपलोड करें:**

- The recent passport size photograph should be either in colour or black & white with 80% face (without mask) visible including ears against white background. It should be in JPG format (clearly legible) and between 10 kb to 200 kb.  
हाल में खींची गई पासपोर्ट आकार की तस्वीर (या तो रंगीन या काले एवं सफेद पृष्ठभूमि के साथ) जिसमें कानों के साथ-साथ 80% चेहरा साफ दिखाई देना चाहिए (मास्क के बिना)। यह JPG प्रारूप (स्पष्ट रूप से सुपाठ्य) और 10 kb से 200 kb के बीच होना चाहिए।
- Signature should be in JPG format (clearly legible) and between 4 kb to 30 kb.  
हस्ताक्षर JPG प्रारूप (स्पष्ट रूप से सुपाठ्य) और 4 kb से 30 kb के बीच होना चाहिए।
- Postcard (4x6) Size Photo, Left and Right hands Fingers and Thumb impressions should be in JPG format (clearly legible) and between 10 kb to 200 kb.  
पोस्टकार्ड (4x6) साइज फोटो, बाएँ और दाएँ हाथ की उंगलियों और अंगूठे के निशान JPG प्रारूप में (स्पष्ट रूप से सुपाठ्य) और 10 kb से 200 kb के बीच होना चाहिए।

**[Note: Upload the correct photograph, signature, Left and Right hands Fingers and Thumb impressions as the facility for correction will not be given.]**

**[नोट: तस्वीर, हस्ताक्षर, बाएँ और दाएँ हाथ की उंगलियों और अंगूठे के निशान की छवि सही अपलोड करें क्योंकि सुधार की सुविधा नहीं दी जाएगी।]**

**Step 3:** The candidate has to select Debit card/Credit card/UPI/Net banking/PAYTM option to pay the application fee and follow the online instruction to complete the payment of fee. After successful payment, candidate will be able to print the Confirmation Page. In case the Confirmation Page is not generated after payment of fee then the transaction is cancelled and the candidates have to approach the concerned bank for refund of amount. However the candidate has to make another payment/transaction, in case the Confirmation Page is not generated.

**चरण 3: अभ्यर्थी को आवेदन शुल्क का भुगतान करने के लिए डेबिट कार्ड/क्रेडिट कार्ड/यूपीआई/नेट बैंकिंग/पेटीएम विकल्प का चयन करना होगा और शुल्क का भुगतान पूरा करने के लिए ऑनलाइन निर्देश का पालन करना होगा। सफल भुगतान के बाद, अभ्यर्थी पुष्टि-पृष्ठ प्रिंट कर सकेंगे। यदि शुल्क के भुगतान के बाद पुष्टि-पृष्ठ प्राप्त नहीं होता है तो तैनदेन रद्द कर दिया जाएगा और अभ्यर्थियों को राशि वापस के लिए संबंधित बैंक से संपर्क करना होगा। यदि पुष्टि-पृष्ठ प्राप्त नहीं होता है तो अभ्यर्थी को एक और भुगतान/ तैनदेन करना होगा।**

#### 5. Important Instruction about PASSWORD

**कुजिका के बारे में महत्वपूर्ण निर्देश:**

- During online form filling, candidate will be required to choose **PASSWORD** and **Security Question** and its Answer. Candidate is advised to record/remember their password for all future logins.  
ऑनलाइन आवेदन फॉर्म भरने के दौरान अभ्यर्थी को कुजिका, सुरक्षा प्रश्न और उसके उत्तर का चयन करना होगा। अभ्यर्थी को भविष्य के सभी लॉग इन के लिए अपनी कुजिका को रिकॉर्ड/याद रखने की सलाह दी जाती है।
- For subsequent logins, candidate will be able to login directly with their respective system generated Application Number and the chosen Password.  
बाद में लॉग इन के लिए अभ्यर्थी अपने संबंधित सिस्टम आवेदन संख्या और चुने गई कुजिका के साथ सीधे लॉग इन कर सकेंगे।
- Candidate is advised not to disclose or share their password with anybody. Neither NTA nor NIC will be responsible for violation or misuse of the password of a candidate.  
अभ्यर्थी को सलाह दी जाती है कि वह किसी के साथ अपनी कुजिका साझा न करें। किसी अभ्यर्थी की कुजिका के उल्लंघन या दुरुपयोग के लिए न तो एनटीई और न ही एनआईसी जिम्मेदार होगा।
- Candidate can change his/her passwords after login, if desired.  
यदि वांछित हो तो, अभ्यर्थी लॉग इन के बाद अपनी कुजिका बदल सकते हैं।
- Candidate should remember to log out at the end of their session so that the particulars of the candidate cannot be tampered or modified by unauthorized persons.  
अभ्यर्थी को अपने सत्र के अंत में लॉग आउट करना चाहिए ताकि अनाधिकृत व्यक्तियों द्वारा अभ्यर्थी के विवरण से छेड़छाड़ या संशोधन नहीं किया जा सके।

The Password must be as per the following Password policy.

कुजिका निम्नलिखित कुजिका-पॉलिसी के अनुसार होना चाहिए।

- Password must be 8 to 13 character long.  
कुजिका 8 से 13 अक्षरों की होनी चाहिए।
- Password must have at least one Upper case alphabet.  
कुजिका में कम से कम एक अपर केस एल्फाबेट होना चाहिए।
- Password must have at least one Lower case alphabet.  
कुजिका में कम से कम एक लोअर केस एल्फाबेट होना चाहिए।
- Password must have at least one numeric value.  
कुजिका में कम से कम एक संख्या मान होना चाहिए।
- Password must have at least one special characters eg. !@#\$%^&\*+.  
कुजिका में कम से कम एक विशेष वर्ण होना चाहिए जैसे !@#\$%^&\*+.

#### 6. How to reset your Password :

The following options are available to reset Password

अपना कुजिका कैसे रीसेट करें: कुजिका रीसेट करने के लिए निम्नलिखित विकल्प उपलब्ध हैं

- Using Security Question & its Answer you chosen during Form filling.  
फॉर्म भरने के दौरान अपने सुरक्षा प्रश्न एवं इसके चुने हुए उत्तर का उपयोग करके।
- Using a verification code sent via text message (SMS) to your Registered Mobile No.  
अपने पंजीकृत मोबाइल नंबर/ ईमेल पर पाठ संदेश से भेजे सत्यापन कोड का उपयोग करके।
- Using a reset link sent via Email to your Registered Email address.  
अपने पंजीकृत ईमेल पते पर ईमेल से भेजे गए रीसेट लिंक का उपयोग करके।

7. The Application Number printed on the computer generated Confirmation Page must be mentioned in all such correspondences. It is therefore essential to note down the application number printed on the Confirmation Page.  
कंप्यूटर जनित पुष्टि-पृष्ठ पर मुद्रित आवेदन संख्या का उल्लेख सभी पत्राचार में किया जायेगा। इसलिए पुष्टि-पृष्ठ पर मुद्रित आवेदन संख्या को दर्ज/नोट करना आवश्यक है।


I have downloaded the Information Bulletin of NATIONAL ELIGIBILITY CUM ENTRANCE TEST (UG) 2022, read and understood all the Instructions therein as well as those mentioned above, and fill up the online Application Form for the NATIONAL ELIGIBILITY CUM ENTRANCE TEST (UG) 2022 accordingly.

मैंने राष्ट्रीय पात्रता सह प्रवेश परीक्षा (यूजी) 2022 के सूचना बुलेटिन को डाउनलोड कर लिया है, उसमें दिए गए सभी निर्देशों के साथ-साथ ऊपर वर्णित सभी निर्देशों को पढ़ और समझ लिया है, और तदनुसार राष्ट्रीय पात्रता सह प्रवेश परीक्षा (यूजी) 2022 के लिए ऑनलाइन आवेदन पत्र भर रहा / रही हूँ।

[Click here to Proceed](#)

# Information Bulletin: NEET (UG) - 2022

## Registration Page:



### National Eligibility Cum Entrance Test (UG) - 2022

राष्ट्रीय पात्रता सह प्रवेश परीक्षा (यूजी) - 2022



[Home](#)

[Registration पंजीकरण](#) | [Application Form आवेदन पत्र](#) | [Fee Payment आवेदन शुल्क](#)

#### व्यक्तिगत विवरण(Personal Details)

अभ्यर्थी का नाम (Candidate's Name)

पिता का नाम (Father's Name)

माता का नाम (Mother's Name)

अभ्यर्थी की जन्म तिथि (Candidate's Date of Birth)

लिंग (Gender)

राष्ट्रीयता (Nationality)

पहचान के प्रकार (Identity Type)

पहचान संख्या (Identification Number)

#### वर्तमान पता (Present Address)

पता (Premises No/ Name)

उप-स्थानीयता (Sub-Locality)(Optional)

स्थानीयता (Locality)

देश (Country)  ?

राज्य (State)

जिला (District)

पिन कोड (Pin Code)

मोबाइल नंबर (Mobile Number)

मोबाइल नंबर की पुष्टि करें (Confirm Mobile Number)

ईमेल पता (Email Address)

ईमेल पते की पुष्टि करें (Confirm Email Address)

वैकल्पिक संपर्क सूत्र (Alternate Contact No.) (Optional)

#### स्थायी पता (Permanent Address)

Same As Present Address

पता (Premises No/ Name)

उप-स्थानीयता (Sub-Locality)(Optional):

स्थानीयता (Locality)

देश (Country)

राज्य (State)

जिला (District)

पिन कोड (Pin Code)

#### Choose Password

कुंजिका (Password)

कुंजिका की पुष्टि कीजिये (Confirm Password)

सुरक्षा प्रश्न (Security Question)

सुरक्षा जवाब (Security Answer)


#### Security Pin

Enter security pin (case sensitive)

Security Pin


# Information Bulletin: NEET (UG) - 2022

## Status of successful submission of Registration Page




Ministry of Education  
Ministry of Health and Family Welfare  
Government of India

National Eligibility Cum Entrance Test (UG) - 2022  
राष्ट्रीय पात्रता सह प्रवेश परीक्षा (यूजी) - 2022



राष्ट्रीय परीक्षा एजेंसी  
National Testing Agency  
एनटीए



राष्ट्रीय आयुर्विज्ञान आयोग  
National Medical Commission

Home
Change Password
Register Query
Logout

Name:   Application No:

**Activities**

- Registration Details
- Application Form
- Fee Payment

**Verify Mobile No. & Email Id**

- Mobile No. - Verified
- Verify Email Id

**Current Status**

Registration Details	Completed
Application Form	Incomplete
Fee Payment	Incomplete


Your registration for National Eligibility Cum Entrance Test (UG) - 2022 is complete. Your application form will remain incomplete till you fill all the fields of application form and pay the fee. Please note down the Application No. for future references.

Application Number:

Kindly fill application form by clicking on the button below.


[Complete Application Form](#)

## Status of Application Form




Ministry of Education  
Ministry of Health and Family Welfare  
Government of India

National Eligibility Cum Entrance Test (UG) - 2022  
राष्ट्रीय पात्रता सह प्रवेश परीक्षा (यूजी) - 2022



राष्ट्रीय परीक्षा एजेंसी  
National Testing Agency  
एनटीए



राष्ट्रीय आयुर्विज्ञान आयोग  
National Medical Commission

Home
Change Password
Logout

Name:   Application No:

**Application Form Steps**

- Contact Details
- Personal Detail
- Aadhaar Details
- Apply For & Exam Center Details
- Qualification Details
- Additional Details
- Document Upload
- Final Submit

**Application Status**


Contact Details	Completed
Personal Detail	Incomplete
Aadhaar Details	Incomplete
Apply For & Exam Center Details	Incomplete
Qualification Details	Incomplete
Additional Details	Incomplete
Document Upload	Incomplete
Final Submit	Incomplete

Application Number

Click on button below to proceed further and complete your application form.


[Personal Detail](#)

## Personal Details Page:




Ministry of Education  
Ministry of Health and Family Welfare  
Government of India

National Eligibility Cum Entrance Test (UG) - 2022  
राष्ट्रीय पात्रता सह प्रवेश परीक्षा (यूजी) - 2022



राष्ट्रीय परीक्षा एजेंसी  
National Testing Agency  
एनटीए



राष्ट्रीय आयुर्विज्ञान आयोग  
National Medical Commission

Home
Change Password
Logout

Name: ABC Application No:

**Application Form Steps**

- Contact Details
- Personal Detail
- Aadhaar Details
- Apply For & Exam Center Details
- Qualification Details
- Additional Details
- Document Upload
- Final Submit

**व्यक्तिगत विवरण(Personal Details)**

अभ्यर्थी का नाम (Candidate's Name)

अभ्यर्थी की जन्म तिथि (Candidate's Date of Birth)

लिंग (Gender)

अगर अभ्यर्थी 'बहुरंगी' है तो, क्या आप अपने माता-पिता की केवल बालिका हैं?  
(In case of Girl candidate, Are you only girl child of your parents?)

पिता का नाम (Father's Name)

माता का नाम (Mother's Name)

राष्ट्रियता (Nationality)

राज्य / केन्द्र शासित प्रदेश जहाँ से 12 वीं / समकक्ष उत्तीर्ण / उपस्थिति (State/  
UT from where 12th/ Equivalent Passed/ Appearing)

श्रेणी (Category)

यदि आप एक Pwd उम्मीदवार हैं, तो क्या आपके पास बेंचमार्क विकलांगता है  
(40% या अधिक / "गंभीर" जहाँ प्रतिशत परिभाषित नहीं है)? (If you are a  
PwD Candidate, do you have benchmark disability (40% or more /  
"Severe" where percentage is not defined)?)

## Information Bulletin: NEET (UG) - 2022

क्या आपको मधुमेह है? (Are You Diabetic?)	No
निवास की जगह (Place of Residence)	Urban
वार्षिक पारिवारिक आय (Annual Family Income)	RS. 400001 -500000
अल्पसंख्यक के हैं (Belongs to Minority)	No
निवास का देश (Country of Residence)	India
क्या आप NEET (UG) -2022 में ड्रेस कोड के विपरीत प्रथमतः पोशाक पहनने का इरादा रखते हैं (Do you intend to wear Customary Dress contrary to the Dress Code while appearing in NEET (UG)-2022)	No
तैयारी का तरीका (Mode of Preparation)	Self Study

### Security Pin

Enter security pin (case sensitive)

Security Pin 4F01U3

Save & Next

### Aadhaar Details:

Name: ABC Application No:

#### आधार विवरण (Aadhaar Details)

Do you have Aadhaar Number?  
क्या आपके पास आधार नंबर है?

--Select--

Submit

Name: ABC Application No:

#### आधार विवरण (Aadhaar Details)

आवेदन संख्या (Application No.): 220410000071

अभ्यर्थी का नाम (Candidate's Name): ABC

लिंग (Gender): Female

अभ्यर्थी की जन्म तिथि (Candidate's Date of Birth): 10-10-1991

उम्मीदवारों से अनुरोध है कि वे नीचे दिए गए विकल्पों में से किसी एक का चयन करें और आगे बढ़ें (Candidates are requested to select any one of the options below and proceed further):

I voluntarily agree to share my Aadhaar Number and I am aware that it will be used to establish my identity for the National Eligibility Cum Entrance Test (UG) - 2022 Examination by matching my personal identification details available in Aadhaar records of UIDAI.  
मैं स्वेच्छा से अपना आधार नंबर साझा करने के लिए सहमत हूँ और मुझे पता है कि इसका उपयोग यूआईडीएआई के आधार रिकॉर्ड में उपलब्ध मेरे व्यक्तिगत पहचान विवरण का मिलान करके राष्ट्रीय पात्रता सह प्रवेश परीक्षा (एनईसीईएआई) - 2022 के लिए मेरी पहचान स्थापित करने के लिए किया जाएगा।

My information on Aadhaar is not the same as entered in the Application Form.  
आधार कार्ड पर मेरी जानकारी सही नहीं है जो आवेदन पत्र में दर्ज की गई है।

I am not willing to share my Aadhaar Number.  
मैं अपना आधार नंबर साझा करने को तैयार नहीं हूँ।

NOTE: System will not allow you to change Name, Date of Birth and Gender after Aadhaar Number Authentication. Please ensure to check the details and then proceed further.  
नोट: सिस्टम आपको आधार संख्या प्रामाणिकरण के बाद नाम, जन्म तिथि और लिंग बदलने की अनुमति नहीं देगा। कृपया विवरणों की जांच करना सुनिश्चित करें और फिर आगे बढ़ें।

#### घोषणा (Declaration)

I confirm that I have read and understood all the instructions as described above. मैं पुष्टि करता/करती हूँ कि मैंने ऊपर वर्णित सभी निर्देशों को पढ़ और समझ लिया है।

Submit & Next

### Apply for & Exam Centre Details:

#### के लिए आवेदन करना (Apply For)

के लिए आवेदन करना (Apply For)	National Eligibility Cum Entrance Test(UG)	
प्रश्न पत्र माध्यम (Question Paper Medium)	--Select--	
परीक्षा राज्य / शहर-पहला विकल्प (Exam State/ City-1st choice)	Select an Option	--Select Exam City--
परीक्षा राज्य / शहर -दूसरा विकल्प (Exam State/ City-2nd choice)	Select an Option	--Select Exam City--
परीक्षा राज्य / शहर -तीसरा विकल्प (Exam State/ City-3rd choice)	Select an Option	--Select Exam City--
परीक्षा राज्य / शहर- चौथा विकल्प (Exam State/ City-4th choice)	Select an Option	--Select Exam City--
पिता/अभिभावक व्यवसाय (Father/ Guardian Occupation) #Optional	--Select--	
पिता/अभिभावक योग्यता (Father/ Guardian Qualification) #Optional	--Select--	
माता/अभिभावक व्यवसाय (Mother/ Guardian Occupation)	--Select--	
माता/अभिभावक योग्यता (Mother/ Guardian Qualification)	--Select--	

#### Security Pin

Enter security pin (case sensitive)

Security Pin 23RT85

Save & Next

→ **Qualification Details**

Name: ABC Application No: 1

शैक्षिक विवरण (Educational Details)

**10th or equivalent Qualification Details**

उत्तीर्ण की स्थिति (Pass Status)	उत्तीर्ण / सम्मिलित होने का वर्ष (Year of Passing/Appearing)
Select	Select
योग्यता परीक्षा (Qualifying Exam)	स्कूलिंग का स्थान (Place of Schooling)
Select	Select
स्कूल / कॉलेज का प्रकार (Type of School/College)	योग्यता परीक्षा राज्य (Qualifying Examination State)
Select	Select
योग्यता परीक्षा जिला (Qualifying Examination District)	स्कूल बोर्ड (School Board)
Select	Select
परिणाम मोड (Result Mode)	स्कूल / कॉलेज का नाम और पता (School/College Name & Address)
Select	
रोल नंबर (Roll Number)	
स्कूल / कॉलेज पिनकोड (School/College Pincode)	

**11th or equivalent Qualification Details**

उत्तीर्ण की स्थिति (Pass Status)	उत्तीर्ण / सम्मिलित होने का वर्ष (Year of Passing/Appearing)
Select	Select
योग्यता परीक्षा (Qualifying Exam)	स्कूलिंग का स्थान (Place of Schooling)
Select	Select
स्कूल / कॉलेज का प्रकार (Type of School/College)	योग्यता परीक्षा राज्य (Qualifying Examination State)
Select	Select
योग्यता परीक्षा जिला (Qualifying Examination District)	स्कूल बोर्ड (School Board)
Select	Select
परिणाम मोड (Result Mode)	स्कूल / कॉलेज का नाम और पता (School/College Name & Address)
Select	
रोल नंबर (Roll Number)	
स्कूल / कॉलेज पिनकोड (School/College Pincode)	

**12th or equivalent Qualification Details**

उत्तीर्ण की स्थिति (Pass Status)	उत्तीर्ण / सम्मिलित होने का वर्ष (Year of Passing/Appearing)
Select	Select
योग्यता परीक्षा (Qualifying Exam)	स्कूलिंग का स्थान (Place of Schooling)
Select	Select
स्कूल / कॉलेज का प्रकार (Type of School/College)	योग्यता परीक्षा राज्य (Qualifying Examination State)
Select	Select
योग्यता परीक्षा जिला (Qualifying Examination District)	स्कूल बोर्ड (School Board)
Select	Select
परिणाम मोड (Result Mode)	स्कूल / कॉलेज का नाम और पता (School/College Name & Address)
Select	
रोल नंबर (Roll Number)	
स्कूल / कॉलेज पिनकोड (School/College Pincode)	

Security Pin

Enter security pin (case sensitive)

Security Pin

TK2998



Save & Next

## Additional Details

Name: ABC Application No: .....

**अतिरिक्त जानकारी (Additional Details)**

क्या आप कभी नीट (यूजी) परीक्षा में शामिल हुए थे? (Did you ever appear in NEET (UG) examination?)


जन्म स्थान (Place of Birth)

राज्य (State)

जिला (District)

**Security Pin**

Enter security pin (case sensitive)

Security Pin **6U2V77** 

[Save & Next](#)

## Document to be uploaded

**Document Upload**

S.No.	Required Document	Document Specifications	Upload	Action	View
1	पासपोर्ट आकार की फोटो (बिना मास्क के 80% चेहरे के साथ) (Passport Size Photograph (with 80% face without mask))	Document Format: JPG Min Size (KB): 10 Max Size (KB): 200	<input type="button" value="Choose File"/> No file chosen		
2	बाएँ और दाएँ हाथ की उंगलियों और अंगूठे के निशान (Left and Right hands Fingers and Thumb impressions)	Document Format: JPG Min Size (KB): 10 Max Size (KB): 200	<input type="button" value="Choose File"/> No file chosen		
3	हस्ताक्षर (Signature)	Document Format: JPG Min Size (KB): 4 Max Size (KB): 30	<input type="button" value="Choose File"/> No file chosen		
4	पोस्टकार्ड साइज फोटो (Postcard Size Photo)	Document Format: JPG Min Size (KB): 10 Max Size (KB): 200	<input type="button" value="Choose File"/> No file chosen		
5	दिव्यांगजन प्रमाण पत्र (Person With Disability(PwD))	Document Format: PDF Min Size (KB): 50 Max Size (KB): 300	<input type="button" value="Choose File"/> No file chosen		
6	दसवीं सर्टिफिकेट अपलोड करें (Upload 10th Certificate)	Document Format: PDF Min Size (KB): 50 Max Size (KB): 300	<input type="button" value="Choose File"/> No file chosen		

## Review Page- Online Application Form

Name: ABC Application No: .....

**Review Page - Online Application Form**

Review the following particulars carefully. If you would like to change any particulars entered, you may do so by using 'Left Links' button or press 'FINAL SUBMIT' button for final submission.

**व्यक्तिगत विवरण(Personal Details)**

अभ्यर्थी का नाम (Candidate's Name):	ABC
अभ्यर्थी की जन्म तिथि (Candidate's Date of Birth):	10-10-1991
लिंग (Gender):	Female
पिता का नाम (Father's Name):	XYZ
माता का नाम (Mother's Name):	MNO
अगर अभ्यर्थी लड़की है तो, क्या आप अपने माता-पिता की केवल बालिका हैं? (In case of Girl candidate, Are you only girl child of your parents?):	No
राज्य / केन्द्र शासित प्रदेश जहाँ से 12 वीं / समकक्ष उत्तीर्ण / उपस्थिति (State/ UT from where 12th/ Equivalent Passed/ Appearing):	JAMMU AND KASHMIR
नियम के अनुसार स्व घोषणा पत्र अपलोड (Self Declaration upload as per rule):	Yes
श्रेणी (Category):	General
यदि आप एक Pwd उम्मीदवार हैं, तो क्या आपके पास बेंचमार्क विकलांगता है (40% या अधिक / "गंभीर" जहाँ प्रतिशत परिभाषित नहीं है)? (If you are a Pwd Candidate, do you have benchmark disability (40% or more / "Severe" where percentage is not defined)?:	Yes
विकलांगता का प्रकार (Type of Disability):	Visual impairment as specified in the Schedule of RPwD Act, 2016
क्या आपको स्क्राइब की जरूरत है (सूचना बुलेटिन में दिए गए मानदंड के रूप में)? (Do you need scribe (as the criteria given in the Information Bulletin)?:	Yes
विकलांगता का प्रतिशत (Percentage of Disability):	45
क्या आपको मधुमेह है? Are You Diabetic?:	No
निवास की जगह (Place of Residence):	Urban



## Information Bulletin: NEET (UG) - 2022

वार्षिक पारिवारिक आय (Annual Family Income):	RS. 300001 -400000
अल्पसंख्यक के हैं (Belongs to Minority):	Yes
धार्मिक अल्पसंख्यक (Religious Minority):	Yes
राष्ट्रीयता (Nationality):	Indian
निवास का देश (Country of Residence):	India
क्या आप NEET (UG) -2022 में ड्रेस कोड के विपरीत प्रथागत पोशाक पहनने का इरादा रखते हैं (Do you intend to wear Customary Dress contrary to the Dress Code while appearing in NEET (UG)-2022):	No
तैयारी का तरीका (Mode of Preparation):	Self Study

### के लिए आवेदन करना (Apply For)

के लिए आवेदन करना (Apply For):	National Eligibility Cum Entrance Test(UG)
प्रश्न पत्र माध्यम (Question Paper Medium):	English
परीक्षा राज्य / शहर-पहला विकल्प (Exam State/ City-1st choice):	DELHI/NEW DELHI (DELHI (NCT))
परीक्षा राज्य / शहर -दूसरा विकल्प (Exam State/ City-2nd choice):	FARIDABAD (HARYANA)
परीक्षा राज्य / शहर -तीसरा विकल्प (Exam State/ City-3rd choice):	GHAZIABAD (UTTAR PRADESH)
परीक्षा राज्य / शहर- चौथा विकल्प (Exam State/ City-4th choice):	GURUGRAM (HARYANA)
पिता/अभिभावक व्यवसाय (Father/ Guardian Occupation):	GOVERNMENT SERVICE
पिता/अभिभावक योग्यता (Father/ Guardian Qualification):	POST GRADUATE
माता/अभिभावक व्यवसाय (Mother/ Guardian Occupation):	PHARMACY
माता/अभिभावक योग्यता (Mother/ Guardian Qualification):	GRADUATE

### 10th or equivalent Qualification Details

उत्तीर्ण की स्थिति (Pass Status):	Passed	उत्तीर्ण / सम्मिलित होने का वर्ष (Year of Passing/Appearing):	2006
स्कूलिंग का स्थान (Place of Schooling):	Rural	योग्यता परीक्षा (Qualifying Exam):	10th or Equivalent
स्कूल / कॉलेज का प्रकार (Type of School/College):	Central Board of Secondary Education School	योग्यता परीक्षा राज्य (Qualifying Examination State):	DELHI
योग्यता परीक्षा जिला (Qualifying Examination District):	NEW DELHI	स्कूल बोर्ड (School Board):	J & K STATE BOARD OF SCHOOL EDUCATION
परिणाम मोड (Result Mode):	Percentage	Obtained Marks:	238
Total Marks:	500	Marks(%) :	47.6
रोल नंबर (Roll Number):	159798	स्कूल / कॉलेज का नाम और पता (School/College Name & Address):	dff
स्कूल / कॉलेज पिनकोड (School/College Pincode):	110041		

### 11th or equivalent Qualification Details

उत्तीर्ण की स्थिति (Pass Status):	Not Applicable	उत्तीर्ण / सम्मिलित होने का वर्ष (Year of Passing/Appearing):	0
स्कूलिंग का स्थान (Place of Schooling):		योग्यता परीक्षा (Qualifying Exam):	
स्कूल / कॉलेज का प्रकार (Type of School/College):		योग्यता परीक्षा राज्य (Qualifying Examination State):	
योग्यता परीक्षा जिला (Qualifying Examination District):		स्कूल बोर्ड (School Board):	
परिणाम मोड (Result Mode):		रोल नंबर (Roll Number):	
स्कूल / कॉलेज का नाम और पता (School/College Name & Address):		स्कूल / कॉलेज पिनकोड (School/College Pincode):	

## ➔ **Reviv Page- Online Application Form (Continue..)**

### 12th or equivalent Qualification Details

उत्तीर्ण की स्थिति (Pass Status):	Passed	उत्तीर्ण / सम्मिलित होने का वर्ष (Year of Passing/Appearing):	2011
स्कूलिंग का स्थान (Place of Schooling):	Rural	योग्यता परीक्षा (Qualifying Exam):	CODE: 04
स्कूल / कॉलेज का प्रकार (Type of School/College):	Private Unaided	योग्यता परीक्षा राज्य (Qualifying Examination State):	CHANDIGARH
योग्यता परीक्षा जिला (Qualifying Examination District):	CHANDIGARH	स्कूल बोर्ड (School Board):	MADHYA PRADESH BOARD OF SECONDARY EDUCATION
परिणाम मोड (Result Mode):	Percentage	Obtained Marks:	500
Total Marks:	800	Marks(%) :	62.5
रोल नंबर (Roll Number):	15976	स्कूल / कॉलेज का नाम और पता (School/College Name & Address):	ddf
स्कूल / कॉलेज पिनकोड (School/College Pincode):	454653		







### अतिरिक्त जानकारी (Additional Details)

क्या आप कभी नेट (एनईटी) परीक्षा में शामिल हुए थे? (Did you ever appear in NEET (UG) examination?)	No
जन्म स्थान (Place of Birth):	India
राज्य (State):	DELHI (NCT)
जिला (District):	NORTH DELHI

### वर्तमान पता (Present Address)

पता (Premises No/ Name)	ABC
उप-स्थानीयता (Sub-Locality)	XYZ
स्थानीयता (Locality)	MNO
Country	India
राज्य (State)	DELHI
जिला (District)	CENTRAL DELHI
पिन कोड (Pin Code)	110041

## Information Bulletin: NEET (UG) - 2022

ईमेल पता (Email Address)		
मोबाइल नंबर (Mobile Number)		
वैकल्पिक संपर्क सूत्र (Alternate Contact No.) (Optional)	NA	
<b>Permanent Address</b>		
पता (Premises No/ Name)	ABC	
उप-स्थानीयता (Sub-Locality)	XYZ	
स्थानीयता (Locality)	MNO	
Country	India	
राज्य (State)	DELHI	
जिला (District)	CENTRAL DELHI	
पिन कोड (Pin Code)	110041	
<b>Upload Scanned Files</b>		
Sr.No	Document	Display
1	पासपोर्ट आकार की फोटो (बिना मास्क के 80% चेहरे के साथ) (Passport Size Photograph (with 80% face without mask))	 <small>CANDIDATE NAME DATE OF TAKING PHOTOGRAPH</small>
2	बाएँ और दाएँ हाथ की उंगलियों और अंगूठे के निशान (Left and Right hands Fingers and Thumb impressions)	
3	हस्ताक्षर (Signature)	
4	पोस्टकार्ड साइज फोटो (Postcard Size Photo)	 <small>CANDIDATE NAME DATE OF TAKING PHOTOGRAPH</small>
5	दिव्यांगजन प्रमाण पत्र (Person With Disability(PwD))	
6	दसवीं सर्टिफिकेट अपलोड करें (Upload 10th Certificate)	

**सत्यापित की जाने वाली विवरण चेकलिस्ट (Particulars checklist to be verified)**

कृपया नीचे सूचीबद्ध सभी विवरणों को ध्यान से सत्यापित करें। एक बार आवेदन पत्र जमा करने के बाद अंत में, परिवर्तन नहीं किया जा सकता है। / Kindly verify all the particulars listed below carefully. Once submitted Application Form finally, changes can not be made.

- |   |   |   |
|---|---|---|
| <input type="checkbox"/> मेरा नाम (My Name)                         | <input type="checkbox"/> पिता का नाम (Father Name)          | <input type="checkbox"/> माता का नाम (Mother Name)            |
| <input type="checkbox"/> जन्मतिथि (Date of Birth)                   | <input type="checkbox"/> लिंग (Gender)                      | <input type="checkbox"/> श्रेणी (Category)                    |
| <input type="checkbox"/> प्रश्न पत्र माध्यम (Question Paper Medium) | <input type="checkbox"/> परीक्षा शहर (Examination Cities)   | <input type="checkbox"/> शैक्षणिक विवरण (Educational Details) |
| <input type="checkbox"/> संपर्क करने का विवरण (Contact Details)     | <input type="checkbox"/> दस्तावेज़ अपलोड (Document Uploads) |   |

## Information Bulletin: NEET (UG) - 2022

### Declaration

I hereby declare that I have filled up this Online Application Form after carefully reading the Information Bulletin and fully understanding the provisions/ procedures mentioned therein. I further declare that all the particulars given by me in this Form are true and correct to the best of my knowledge and belief. I agree that my result may be withheld or my candidature cancelled, in case it is found that false information has been furnished by me in this application. I shall abide by these terms and conditions as well as those laid down in the Information Bulletin, Public Notices, and Advisories issued by NTA regarding NEET (UG) - 2022 from time to time.

मैं घोषणा करता/करती हूँ कि मैंने सूचना विवरणिका को ध्यान से पढ़ने और उसमें उल्लिखित प्रावधानों/प्रक्रियाओं को पूरी तरह से समझने के बाद, ऑनलाइन फॉर्म भरने के बाद, ऑनलाइन फॉर्म भरने के बाद, मैं यह भी घोषणा करता/करती हूँ कि इस आवेदन पत्र में मेरे द्वारा दिए गए सभी विवरण सही हैं। यदि भविष्य में किसी भी समय यह पाया जाता है कि इस आवेदन पत्र में कोई भी जानकारी सही नहीं है तो मेरा परिणाम रोकना जा सकता है/परिणाम घोषित नहीं किया जा सकता है या मेरी उम्मीदवारी रद्द की जा सकती है। मैं समय-समय पर नीट (यूजी) - 2022 परीक्षा से सम्बंधित राष्ट्रीय परीक्षा एजेंसी द्वारा जारी सूचना विवरणिका, सार्वजनिक सूचना और सलाह में उल्लिखित नियमों और शर्तों का भली-भांति पालन करूंगा/करूंगी।

I Agree

Submit Application Form

## Verification of Mobile No., and Email Id- Online Application Form

Name: ABC Application No: [REDACTED]

Current Status	
Registration Details	Completed
View Application Form	Completed
Fee Payment	Incomplete

You have submitted application form for National Eligibility Cum Entrance Test (UG) - 2022. Your application will be considered complete only after successful payment of application fee. **After payment of fee, you will not be able to edit the filled application details and documents uploaded. You are required to pay the fee Rs. 1/- .**

Application Number : 220410000071

[Edit Application Form](#) [Your Email Id yet to be verified. Click here to verify your Email Id first.](#)

## Verification of registered email id

Name: ABC Application No: [REDACTED]

Verify your Registered Email Id

Registered Email Id	shi**@nta.ac.in
Enter Security Pin	125876
Security Pin	125876

[Change Email Id](#) [Submit](#)

[Click here to Go Home](#)

## OTP on registered email id

Name: ABC Application No: [REDACTED]

System just sent a One Time Password (OTP) to your registred Email Id

Registered Email Id	shi**@nta.ac.in
Enter One Time Password (OTP)	*****

[Verify](#)

Note: Didn't get the OTP on Email? Sometimes it can take up to 15 minutes. If it's been longer than that, Click [RESEND CODE](#) to resend an One Time Password (OTP) to your registered Email Id.

[Click here to Go Home](#)

## Fee Payment

Name: ABC Application No: [REDACTED]

Mode of Payment

Activity : Examination Fee Payment

Select Mode of Payment

Online Payment

[Proceed for payment](#)

Note: Examination Fee

# Information Bulletin: NEET (UG) - 2022

## NATIONAL ELIGIBILITY CUM ENTRANCE TEST (UG) 2022

NEET (UG) 2022

User Details			
Candidate Name	ABC	Fee Amount	1/-
Application Number		Customer Id	22041000007101901
Date of Birth	10-10-1991		

Examination Fee Payment	
Select Payment Provider :	<input type="radio"/> SBI MOPS (Debit Card/Credit Card/UPI/Net Banking of any bank)
	<input type="radio"/> Canara Bank Payment Gateway (Debit Card/Credit Card/UPI/Net Banking of any bank)
	<input checked="" type="radio"/> ICICI Bank Payment Gateway (Debit Card/Credit Card/UPI/Net Banking of any bank)
	<input type="radio"/> HDFC Bank Payment Gateway (Debit Card/Credit Card/UPI/Net Banking of any bank)
	<input type="radio"/> Paytm Payment Gateway (Debit Card/UPI/Net Banking/Credit Card/Paytm Wallet)
<input type="button" value="Proceed for payment"/>	
Click here to <a href="#">Cancel</a> this Transaction.	

# Information Bulletin: NEET (UG) - 2022

## Confirmation Page

 Ministry of Education Ministry of Health and Family Welfare Government of India	<b>National Eligibility Cum Entrance Test (UG) - 2022</b> राष्ट्रीय पात्रता सह प्रवेश परीक्षा (यूजी) - 2022 Confirmation Page	 राष्ट्रीय परीक्षा एजेंसी National Testing Agency
<b>Application No.</b>		
DO NOT SEND THIS PAGE TO NATIONAL TESTING AGENCY (NTA).		
CANDIDATE IS REQUESTED TO RETAIN THE PRINTOUT OF CONFIRMATION PAGE FOR FUTURE REFERENCE.		

### व्यक्तिगत विवरण(Personal Details)

Aadhaar	Not Opted	Aadhaar Number	--
अभ्यर्थी का नाम (Candidate's Name)	ABC	अभ्यर्थी की जन्म तिथि (Candidate's Date of Birth)	10-10-1991
माता का नाम (Mother's Name)	MNO	लिंग (Gender)	Female
पिता का नाम (Father's Name)	XYZ	राष्ट्रियता (Nationality)	Indian
अगर अभ्यर्थी 'लड़की' है तो, क्या आप अपने माता-पिता की 'केवल बालिका' हैं? (In case of Girl candidate, Are you only girl child of your parents?)			No
श्रेणी (Category)			General
यदि आप एक Pwd उम्मीदवार हैं, तो क्या आपके पास बेंचमार्क विकलांगता है (40% या अधिक / "गंभीर" जहां प्रतिशत परिभाषित नहीं है)? (If you are a Pwd Candidate, do you have benchmark disability (40% or more / "Severe" where percentage is not defined)?)			Yes
विकलांगता का प्रकार (Type of Disability)			Visual impairment as specified in the Schedule of RPwD Act, 2016
क्या आपको स्क्राइब की जरूरत है (सूचना बुलेटिन में दिए गए मानदंड के रूप में)? (Do you need scribe as the criteria given in the Information Bulletin)?)			Yes
विकलांगता का प्रतिशत (Percentage of Disability)			45
राज्य / केन्द्र शासित प्रदेश जहां से 12 वीं / समकक्ष उत्तीर्ण / उपस्थिति (State/ UT from where 12th/ Equivalent Passed/ Appearing)			JAMMU AND KASHMIR
नियम के अनुसार स्व घोषणा पत्र अपलोड (Self Declaration upload as per rule)			
निवास की जगह (Place of Residence)			Urban
वार्षिक पारिवारिक आय (Annual Family Income)			
अल्पसंख्यक के हैं (Belongs to Minority)			
धार्मिक अल्पसंख्यक (Religious Minority)			
निवास का देश (Country of Residence)			
क्या आपको मधुमेह है? Are You Diabetic?			No
क्या आप NEET (UG) -2022 में ड्रेस कोड के विपरीत प्रथागत पोशाक पहनने का इरादा रखते हैं (Do you intend to wear Customary Dress contrary to the Dress Code while appearing in NEET (UG)-2022) :			No
तैयारी का तरीका (Mode of Preparation) :			Self Study

### के लिए आवेदन करना (Apply For)

के लिए आवेदन करना (Apply For)	<input checked="" type="checkbox"/> National Eligibility Cum Entrance Test(UG)
प्रश्न पत्र माध्यम (Question Paper Medium)	English
परीक्षा राज्य / शहर-पहला विकल्प (Exam State/ City-1st choice)	DELHI (NCT) - DELHI/NEW DELHI
परीक्षा राज्य / शहर -दूसरा विकल्प (Exam State/ City-2nd choice)	HARYANA - FARIDABAD
परीक्षा राज्य / शहर -तीसरा विकल्प (Exam State/ City-3rd choice)	UTTAR PRADESH - GHAZIABAD
परीक्षा राज्य / शहर - चौथा विकल्प (Exam State/ City-4th choice)	HARYANA - GURUGRAM

### अतिरिक्त जानकारी (Additional Details)

क्या आप कभी भी NEET (यूजी) परीक्षा में शामिल हुए थे? (Did you ever appear in NEET (UG) examination?)	No
जन्म स्थान (Place of Birth):	India
राज्य (State):	DELHI (NCT)
ज़िला (District):	NORTH DELHI

### वर्तमान पता (Present Address)

पता (Premises No/ Name), उप-स्थानीयता (Sub-Locality), स्थानीयता (Locality)	DFSVH, DBF, DELHI
ज़िला (District), राज्य (State), Country, पिन कोड (Pin Code)	NEW DELHI, DELHI, India, 110041
ईमेल पता (Email Address)	shh***@nta.ac.in
मोबाइल नंबर (Mobile Number)	91 - 991****747
वैकल्पिक संपर्क सूत्र (Alternate Contact No.) (Optional)	NA

### स्थायी पता राज्य (Permanent Address State)

स्थायी पता राज्य (Permanent Address State)	DELHI
--	-------

### उम्मीदवार द्वारा अपलोड किए गए चित्र (Images Uploaded by Candidate)

फोटो (Photo)	बाएं और दाएं हाथ की उंगलियों और अंगूठे के निशान (Left and Right hands Fingers and Thumb impressions)	हस्ताक्षर (Signature)
		

### Fee Payment Details

Activity	Application No	Reference No	Transaction Date	Amount	Customer ID	Payment Mode
Application fee	22041000094	WHD41013402356	28/03/2022 19:07:43	1	2204100009401901	EPG

## Information Bulletin: NEET (UG) - 2022

### SELF DECLARATION FOR NEET (UG) - 2022 IN RESPECT OF CANDIDATES BELONGING TO JAMMU AND KASHMIR

Application Number:



I, ABC Daughter of XYZ do hereby solemnly affirm and state as follows:

1. That I am not eligible to appear for the MBBS/BDS seats in states of JAMMU AND KASHMIR and hence not eligible to seek admission in Medical/Dental Colleges of JAMMU AND KASHMIR.
2. That I am not domiciled in JAMMU AND KASHMIR.
3. That I further declare that the said declaration is made by me on my own after knowing and understanding all the rules and its implications.
4. That if above statement of mine is found incorrect at any time, my candidature/ admission in NEET, MBBS/BDS respectively be cancelled and legal action as deemed fit may be initiated against me.

*Signature*

Signature  
Name: ABC  
Father's Name: XYZ  
Mother's Name: MNO

Address: ABC,XYZ,MNO,CENTRAL DELHI,DELHI,India,110041

### Important Points to Note

**Candidates are required to go through the Information Bulletin carefully and acquaint themselves with the following: -**

- i. Candidates can apply for NEET (UG) - 2022 “Online” only. **No offline application will be entertained.**
- ii. Information Bulletin can be downloaded from the website [www.nta.ac.in/](http://www.nta.ac.in/), <https://neet.nta.nic.in/>
- iii. **Candidates must retain the following documents with them as reference for future correspondence:**
  - a) **Printouts** of the *Confirmation Page of Online Application*.
  - b) Proof of fee paid (i.e. Bank transaction details supported by confirmation page).
  - c) At least 4-6 copies of identical passport size and 4-6 postcard size Photographs which were scanned and uploaded on the Online Application.
  - d) Copy of the system generated Self Declaration in respect of candidates from U.T of J&K who have opted for seats under 15% All India Quota.
- iv. Candidates must ensure that mobile numbers, e-mail ID filled in the Online Application form are their own or their parents only. The NTA will communicate by SMS and/or e-mail on the given mobile number and e-mail ID respectively only.
- v. The NTA will not be responsible for non-receipt of the latest information due to incorrect mobile number, e-mail ID, and correspondence address filled in the Online Application Form.
- vi. The fee can be submitted through **Online Mode i.e. Debit/ Credit card and Net-banking/UPI using State Bank of India/Syndicate Bank/ICICI Bank/HDFC Bank/Paytm service provider:**
  - Check the validity of the Debit/ Credit Card and keep it ready with you while logging on to the website for submitting the application form. The candidate should enter the information asked for and make payment through a Debit/ Credit Card.
  - For using Net-banking/UPI/Paytm, check the balance in your account and keep all credentials ready with you while logging on to the website for submitting an application form. Candidate should login with his/her credentials of Net-banking and make payment through Net-banking/UPI/Paytm.
- vii. Final Submission of Online Application will remain incomplete and unsuccessful in case of failure to complete Step 3 of Online Application, i.e., non-payment of fee. **Generation of the confirmation page confirms that the Application has been submitted successfully.** The Non-generation of confirmation page indicates that the process of payment of the fee has not been completed and thus application has not been submitted successfully.
- viii. Candidates must preserve the Admit Cards till their admission to **Undergraduate Medical Courses.**
- ix. Ensure that correct data is submitted in the online application. Any correction pertaining to the photograph and signature of the candidate will be intimated through e-mail/SMS and the same will be available in the candidate’s login account. Other permissible corrections can also be carried through log-in account only during the schedule fixed for the same. Candidates may ensure clear photographs and signatures are uploaded. Thereafter, no request for correction(s) will be entertained except when the window for correction in all fields opens.
- x. The eligibility of the candidate will be determined on the last date of submission of the online Application Form.

- xi. **NEET (UG) - 2022** will be held on **17 July 2022 (Sunday)**.
- xii. **NEET (UG) - 2022** will be held in a single stage and would be an objective type test.
- xiii. Indian Nationals, Non-Resident Indians (NRIs), Overseas Citizens of India (OCI)/Foreign Nationals are eligible to appear in **NEET (UG) - 2022**.
- xiv. **Only one application should be submitted by a candidate.**
- xv. Particulars filled in Application Form need to be chosen carefully as options once exercised cannot be changed later including Examination Centre city and Medium of Question Paper except when the window for correction in all fields opens.
- xvi. Allotment of Centre is made by computer and there is no human intervention. Under no circumstances, the allotted Centre shall be changed by the NTA.
- xvii. The candidates can download Admit Card for the Examination from the website <https://neet.nta.nic.in/>.
- xviii. The candidates can download the Result, Marks cum Rank Sheet from the website <https://neet.nta.nic.in/>.
- xix. For the latest updates, candidates must regularly visit the website <https://neet.nta.nic.in/>, [www.MoH&FW.gov.in](http://www.MoH&FW.gov.in) & [www.mcc.nic.in](http://www.mcc.nic.in) for **MBBS/BDS Courses** and [www.ayush.gov.in](http://www.ayush.gov.in) & [www.aaccc.gov.in](http://www.aaccc.gov.in) for **BAMS/BSMS/BUMS/BHMS Courses** and the websites of concerned States/Institutions till the completion of the final round of counselling.
- xx. Candidates should fill up the online form and pay the fee well in advance to avoid the last-minute rush on the server. No request regarding non-submission of application/fee (due to any reason) will be entertained.
- xxi. Candidates must note that mere deduction of fee from the bank account is not a proof of fee payment. The payment should be supported by an updated fee in the account of the candidate. The generation of confirmation page is the proof of successful submission of the Application Form.
- xxii. The result of the **NEET (UG) - 2022** may be utilized by other entities of Central/State Governments for admission purposes in accordance with their rules and in consultation with the Ministry of Health and Family Welfare, Government of India.
- xxiii. **Indian Citizens/ Overseas Citizens of India intending to pursue MBBS/ BDS from a foreign Medical / Dental Institute need to qualify for NEET (UG) - 2022.**

**Candidates are advised to regularly visit the NTA website for the latest updates. NTA will communicate all instructions through the website only.**







011-40759000



## **National Testing Agency**

(An autonomous organization under the Department of  
Higher Education, Ministry of Education, Government of India)

**Address for Correspondence**  
First Floor, NSIC-MDBP Building,  
Okhla Industrial Estate, New Delhi - 110020

**Help Line: For Technical support, contact following  
during working days between 10.00 a.m. and 5.00 p.m.**

**Helpline Number : 011-40759000**

**E-mail: [neet@nta.ac.in](mailto:neet@nta.ac.in)**

**[www.nta.ac.in](http://www.nta.ac.in), [neet.nta.nic.in](http://neet.nta.nic.in)**